

YOUR PACKAGING EXPERTS!



**It's not just
the packaging.**

**COMMITMENT
INNOVATION
RESULTS**

D&W Fine Pack

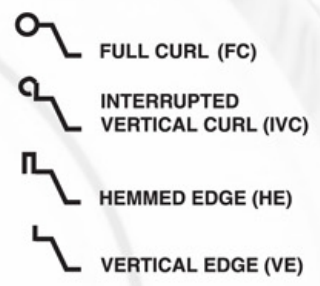
800 Ela Road, Lake Zurich, IL 60047-2390

Tel: 800.323.0422 Fax: 847.438.0369 www.dwfinepack.com

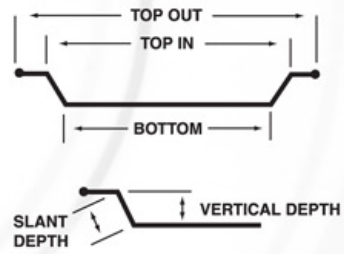
Contents

	Index by Item Number2
	Pie Plates	6" and 8"4
		9"6
		10", 11" and 12"8
	Tart and Small Pie Pans8
	Round Pans	7", 8" and 9"10
	Square Pans12
	Oblongs – F.C.14
	Oblongs – I.V.C.20
	Pizza, Danish, & Cookie Pans22
	Bakery Compartmented Pans24
	Specialty Pans26
	Steam Table Pans, Danish Rings & Angel Food Pans	
	CaterKing™ Trays & Domes27
	Foil and Plastic Combinations28
	Foil Pans with Plastic Dome Lids	
	Foil Pans with Laminated Foil Board Lids	
	ClearLock™ Plastic Packaging	...30-36

Rim Styles



MEASURING CONTAINERS



THE PERFECT PACKAGE – ADVANTAGES OF ALUMINUM FOIL CONTAINERS

SALES APPEAL:

Aluminum Foil Containers have a gleaming surface which stays bright throughout their cycle of use. They also offer a wide range of decorative coatings and surface embossing treatments.

BARRIER:

Aluminum Foil Containers put a leak-proof metal wall around their contents. This promotes product freshness and shelf life by maintaining the moisture content while not affecting the flavor of the product.

WIDE TEMPERATURE RANGE/Tri-ovenable:

Aluminum Foil Containers are unaffected by extremes in temperatures and can go from freezer to oven and back to freezer again. Tri-ovenable means it's the only package that can go into conventional, toaster and microwave ovens.

HYGIENIC:

Aluminum Foil Containers are inert and provide an excellent barrier that does not promote bacterial growth. Aluminum foil containers won't absorb moisture or grease.

ECONOMY:

Aluminum Foil Containers are cost effective and have been designed to fit into automated dispensing and filling machines. The containers can be used multiple times and are recyclable.

GREAT DESIGN CHARACTERISTICS:

Aluminum Foil Containers can be made to suit the specific needs of the user by choice of shape, rim styles and coatings. The conductivity of aluminum speeds both baking and freezing and allows faster and better product reconstitution than any other packaging material.

HIGH STRENGTH/LOW WEIGHT:

Aluminum Foil Containers offer strength, low weight and rigidity unparalleled in disposable packaging, enhancing transit and handling characteristics.

EASE OF HANDLING and CONVENIENCE:

Aluminum Foil Containers are designed to carry food products safely through all stages of manufacture and distribution, directly to the kitchen or caterers table! With aluminum foil containers you can cook, freeze, transport, reheat, serve, store, and recycle all in a single package.

ENVIRONMENT-FRIENDLY:

Aluminum is the most widely recycled packaging material in the world.

MICROWAVEABLE:

Aluminum Foil Containers can be used safely in microwave ovens. Simply place the foil container on a glass or ceramic plate, center in the microwave and heat.

Index by Item Number

Container #Page	Container # Page	Container #Page	Container # Page	Container #Page
100 8	332 8	36119 30	37950 ... 18, 36	46108 30
1001 8	336 8	36120 30	37984 36	46109 30
1002 8	338 8	36154 33	37986 36	46135 35
1004 8	3429 6	36160 35	384 8	46160 35
101 8	344 8	36174 35	38564 32	46164 35
102 8	346 8	36206 32	38652 32	46174 35
104 8	348 8	36210 30	38806 32	46206 32
106 8	358 8	36212 33	39100 31	46211 32
111 8	36002 32	36309 34	39100K..... 31	46237 32
120 8	36003 32	365120 35	39102 31	46309 34
124 8	36012 33	365120CS... 32	39102K..... 31	46541 ... 32, 35
160 4	36017 33	36656 35	39200 32	46542 35
182 4	36020 34	36754 35	39210 32	46562 ... 32, 35
183 4	36022 34	36791 35	39800 31	46566 35
184 4	36025 34	36900 30	39800K..... 31	46566S 35
186 4	36026 35	36902 30	39802 31	46566D..... 35
187 4	36027 35	36903 30	39802K..... 31	46662 ... 32, 34
190 6	36029 35	370 26	39900 31	46800 30
192 6	36030 ... 32, 35	37428 ... 10, 36	39900K..... 31	46802 30
193 6	36032 35	374412 .. 27, 36	39902 31	46872 32
194 6	36033 32	374416 .. 27, 36	39902K..... 31	46900 30
195 6	36035 35	374418 .. 27, 36	39903K..... 31	471 10
1952 6	36039 ... 32, 35	37471 ... 10, 36	409 8	471H..... 10
1953 6	36040 ... 32, 35	37487 ... 10, 36	411 8	471-CP 28
196 6	36044 33	37495 ... 10, 36	413 8	471-WP..... 28
219 6	36046 33	37497 ... 10, 36	428 10	471H-WP ... 28
2429 6	36054 33	375 8	428-WP..... 28	472 10
244 6	36055 34	37504 ... 12, 36	4412 27	474 10
245 6	36056 33	37505 ... 12, 36	4416 27	47495 36
247 6	36065 32	37507 ... 12, 36	4418 27	475 10
2529 6	36070 34	37508 ... 12, 36	4512 27	47504 36
280 4	36074 33	37537 ... 20, 36	4516 27	47505 36
283 4	36075 32	37564 ... 14, 36	4518 27	47507 36
284 4	36083 35	375721 .. 20, 36	451 10	47581 36
285 4	36090 32	37581 ... 20, 36	46012 33	478 10
289 4	36095 32	37583 ... 20, 36	46027 35	47860 36
290 6	36106 30	379109 .. 26, 36	46046 33	47925 36
292 10	36108 30	37912 ... 22, 36	46052 34	480 10
304 8	36109 30	37913 ... 22, 36	46055 34	48031 32
306 8	36110 30	37919 ... 26, 36	46064 32	481 10
310 8	36112 32	37924 ... 18, 36	46070 34	48654 33
318 8	36116 30	37925 ... 18, 36	46074 33	487 10
328 8	36118 30	37946 36	46075 32	487-CP 28

Index by Item Number Continued

Container #	Page	Container #	Pag	Container #	Page	Container #	Page	Container #	Page
487-WP.....	28	552	14	592	18	830	18	933	26
48743K.....	32	553	20	595	16	831	18	936	24
48763K.....	32	555	20	596	20	832	18	938	22
492	10	556	14	598	18	833	16	940	24
493	10	557	14	600H.....	26	839	18	942	24
495H.....	10	558	14	602H.....	26	84	4	944	24
495-CP.....	28	560	14	6100H.....	26	844	18	946	26
495-WP.....	28	56052	34	6110H.....	26	85	4	95	6
49600K.....	31	56055	34	612H.....	26	850	18	950	18
49602K.....	31	561	20	612XH.....	26	851	18	950-WP.....	28
49800K.....	31	56108	30	6120H.....	26	853	16	954	24
49802K.....	31	56109	30	6200	26	86	4	966	24
49900K.....	31	56110	30	6200H.....	26	860	26	974	24
49902K.....	31	56118	30	622H.....	26	90	6	976	24
49903	31	56119	30	622XH.....	26	900	26	978	24
49903K.....	31	5612	26	624H.....	26	901	26	980	22
502	12	56120	30	800	14	903	26	981	22
505	12	562	14	8006	14	9036	24	982	22
505-WP.....	28	563	20	802	14	904	26	984	24
508	12	564	14	803	14	905	26	985	24
508-WP.....	28	564-WP.....	28	804	16	906	22	986	24
512	12	56542	35	805	14	9067	22	987	10
516	12	566	14	806	14	907	26	989	24
518	12	567	20	808	18	908	22	990	22
520	12	568	20	809	14	909	26	991	22
522	12	569	20	81	4	91	6	995	10
524	12	571	20	812	16	910	26	998	18
527	20	5721	20	813	14	9109	26	L471	10
530	26	574	16	814	16	9109-WP.....	28	L487	10
531	20	576	20	815	18	911	22	L495	10
532	14	577	20	816	12	9112	22	L537	20
535	20	577-WP.....	28	817	18	912	22	L581	20
537	20	578	14	818	14	912-WP.....	28	L577	20
537-WP.....	28	580	12	819	16	913	22	L5721	20
538	14	581	20	82	4	915	22		
539	20	5811	14	820	16	9186	24		
540	12	582	14	822	16	919	26		
541	20	583	20	823	16	919-WP.....	28		
542	14	585	14	825	16	919-WPPC ..	28		
545	20	586	16	826	16	92	6		
547	20	588	16	827	14	925	18		
549	20	589	16	829	18	925-WP.....	28		
550	12	590	18	83	4	93	6		

Pie Plates – 6" and 8" Perforating Available Upon Request

 Stock

 Non-Stock

 Inquiry Only

ITEM NO.	DESCRIPTION	FLUID OZ.	RIM STYLE	TOP OUT	TOP IN	BOTTOM	DEPTH		CARTON PACK	LBS
							SLANT	VERT		
160-30	6" Shallow	9.0	FC	5 15/16	5 3/8	3 7/8	1 3/16	1	1000	14
285-35L	8" Multi-Grooved Lanced Bottom	18.3	FC	7 7/8	6 15/16	5 19/32	1 1/4	1 1/16	1000	25
183-40L	8" Shallow Lanced Bottom	14.4	FC	7 15/16	7 3/8	5 7/8	1 1/16	3/4	1000	26
182-35	8" Medium Grooved Sidewall	14.5	FC	7 15/16	6 7/8	4 15/16	1 11/32	1 5/16	1000	25
81-35	8" Shallow	13.3	FC	7 31/32	7 1/8	5 13/16	1	3/4	1000	25
280-35	8" Medium	14.9	FC	7 31/32	7 3/32	5 3/4	1 3/64	1 3/16	1000	26
283-35	8" Medium	16.5	FC	7 31/32	7 1/4	6	1 1/16	55/64	1000	26
83-35	8" Medium	19.3	FC	7 31/32	7 1/16	5 7/8	1 1/16	7/8	1000	24
82-35	8" Medium	16.8	FC	7 31/32	7 1/16	5 3/4	1 5/32	1 5/16	1000	26
284-35	8" Medium	15.4	FC	7 31/32	7 1/8	5 1/8	1 3/8	1 5/16	1000	28
184-35	8" Medium	14.7	FC	7 31/32	6 7/8	4 31/32	1 13/32	61/64	1000	24
187-35L	8" Medium Waffle Lanced Bottom	17.6	FC	7 31/32	7 1/8	5 3/8	1 5/16	1	1000	26
85-35	8" Medium	17.4	FC	7 31/32	7 3/16	5 7/32	1 13/32	1	1000	25
186-35	8" Medium	15.3	FC	7 31/32	6 7/8	4 7/8	1 13/32	1	1000	26
86-35	8" Medium	15.3	FC	7 31/32	7	4 3/4	1 1/2	1	1000	24
289-35	8" Deep	18.9	FC	7 31/32	7 1/16	5 1/2	1 11/32	1 3/32	1000	27
84-35	8" Deep	19.3	FC	7 31/32	7 1/16	5 1/2	1 3/8	1 1/8	1000	27



85-35



182-35L



84-35



289-35



160-30



183-40L



Pie Plates – 9"

Stock

Non-Stock

Inquiry Only

ITEM NO.	DESCRIPTION	FLUID OZ.	RIM STYLE	TOP OUT	TOP IN	BOTTOM	DEPTH SLANT VERT		CARTON PACK LBS	
190-35 190-40	9" Medium	22.0	FC	8 ¹³ / ₁₆	8 ¹ / ₈	6 ¹³ / ₁₆	1 ¹ / ₈	29 ²⁹ / ₃₂	500 500	16 19
2429-70	9" Shallow Smoothwall Waffle Bottom	29.1	FC	8 ⁷ / ₈	8	6 ¹ / ₄	1 ²⁹ / ₆₄	1 ⁵ / ₃₂	200	12
2529-70	9" Deep Smoothwall Plain Bottom	33.7	FC	8 ⁵⁷ / ₆₄	8	6 ¹ / ₄	1 ⁷ / ₁₆	1 ⁹ / ₆₄	200	12
3429-70	9" Shallow Smoothwall Plain Bottom	27	FC	9	8	6 ⁹ / ₃₂	1 ¹³ / ₃₂	1 ⁵ / ₃₂	200	13
194-40	9" Medium	22.4	FC	8 ¹⁵ / ₁₆	7 ¹⁵ / ₁₆	6 ³ / ₈	1 ⁹ / ₃₂	1	500	20
195-45	9" Deep	25.5	FC	8 ¹⁵ / ₁₆	7 ¹⁵ / ₁₆	6 ¹ / ₄	1 ³ / ₈	1 ¹ / ₈	500	26
290-40	9" Deep Bulged Sidewall	26.0	FC	8 ¹⁵ / ₁₆	8 ³ / ₈	6 ³ / ₄	1 ³ / ₈	1 ¹ / ₁₆	500	18
1952-45	9" Deep	24.8	FC	8 ³¹ / ₃₂	7 ¹⁵ / ₁₆	6 ¹ / ₄	1 ²⁷ / ₆₄	1 ¹ / ₈	500	26
1953-45	9" Deep	25.6	FC	8 ⁷ / ₈	7 ³¹ / ₃₂	6 ¹ / ₄	1 ⁷ / ₁₆	1 ⁵ / ₃₂	500	26
92-40	9" Medium	23.0	FC	8 ³¹ / ₃₂	8 ¹ / ₄	6 ³ / ₄	1 ³ / ₁₆	1 ⁵ / ₁₆	500	19
95-40	9" Medium	24.4	FC	8 ³¹ / ₃₂	7 ¹⁵ / ₁₆	6 ⁷ / ₁₆	1 ³ / ₁₆	1 ⁵ / ₁₆	500	19
244-45	9" Deep	30.0	FC	8 ³¹ / ₃₂	8 ¹ / ₈	6 ⁷ / ₁₆	1 ¹ / ₂	1 ¹ / ₄	500	21
245-45	9" Extra Deep	31.3	FC	8 ³¹ / ₃₂	8 ¹ / ₈	6 ⁵ / ₁₆	1 ⁴¹ / ₆₄	1 ³ / ₈	500	22
193-45	9" Medium	20.8	FC	9	8 ¹ / ₄	6 ³ / ₄	1 ¹ / ₈	2 ⁷ / ₃₂	500	22
247-35 247-45	9" Medium	21.7	FC	9	8 ¹³ / ₆₄	6 ³ / ₄	1 ¹ / ₈	5 ⁷ / ₆₄	500 500	18 20
192-40	9" Medium	22.2	FC	9	8 ¹ / ₄	6 ³ / ₄	1 ³ / ₁₆	2 ⁹ / ₃₂	500	19
90-40	9" Deep	22.0	FC	9	8 ¹ / ₁₆	6 ³ / ₈	1 ¹ / ₄	1 ¹ / ₈	500	20
196-40	9" Deep	28.5	FC	9	8 ¹ / ₄	6 ³ / ₄	1 ³ / ₈	1 ⁵ / ₃₂	500	21
91-40	9" Deep	29.3	FC	9 ¹ / ₆₄	8 ¹ / ₄	6 ²⁵ / ₃₂	1 ⁵ / ₁₆	1 ⁵ / ₆₄	500	21
93-35	9" Extra Deep	33.0	FC	9 ¹ / ₆₄	8 ¹ / ₄	6 ⁹ / ₁₆	1 ¹ / ₂	1 ⁹ / ₃₂	500	21
219-35	9" Extra Deep	30.0	FC	9 ¹ / ₃₂	8 ⁵ / ₁₆	6 ⁵ / ₈	1 ¹ / ₂	1 ¹⁷ / ₆₄	500	18



196-40



194-40



247-35



190-35



192-40



2429-70



2529-70



3429-70



92-40



245-45



219-35

Pie Plates – 10", 11", and 12"

 Stock

 Non-Stock

 Inquiry Only

ITEM NO.	DESCRIPTION	FLUID OZ.	RIM STYLE	TOP OUT	TOP IN	BOTTOM	DEPTH		CARTON	
							SLANT	VERT	PACK	LBS
1001-45	10" Medium	26.0	FC	9 ⁵ / ₈	8 ²³ / ₃₂	7 ¹ / ₄	1 ³ / ₁₆	3 ¹ / ₃₂	500	24
1002-45	10" Deep	31.8	FC	9 ⁵ / ₈	8 ²³ / ₃₂	7	1 ²⁹ / ₆₄	1 ¹¹ / ₆₄	500	24
101-45	10" Medium	26.7	FC	9 ¹⁹ / ₃₂	8 ¹¹ / ₁₆	7 ⁵ / ₁₆	1 ²⁹ / ₆₄	5 ⁹ / ₆₄	500	24
102-45	10" Deep	30.2	FC	9 ¹⁹ / ₃₂	8 ¹¹ / ₁₆	7	1 ⁷ / ₁₆	1 ⁵ / ₃₂	500	24
100-45	10" Medium	26.5	FC	9 ⁵ / ₈	8 ⁷ / ₈	7 ¹ / ₂	1 ¹ / ₈	2 ⁹ / ₃₂	500	23
104-40 104-45	10" Deep	32.0	FC	9 ⁵ / ₈	8 ¹¹ / ₁₆	7	1 ²⁹ / ₆₄	1 ³ / ₁₆	500 500	19 22
1004-45	10" Deep	37.8	FC	9 ¹⁹ / ₃₂	8 ³ / ₄	7 ¹ / ₈	1 ¹⁹ / ₃₂	1 ³ / ₈	500	25
106-45	10" Deep	32.0	FC	9 ¹³ / ₁₆	8 ¹⁵ / ₁₆	7 ¹ / ₂	1 ⁹ / ₃₂	1 ¹ / ₁₆	500	24
111-50	11" Deep	36.0	FC	10 ⁹ / ₁₆	9 ⁹ / ₁₆	7 ¹⁹ / ₃₂	1 ⁵ / ₈	1 ⁵ / ₁₆	250	16
120-50	12" Medium	44.5	FC	11 ⁵ / ₈	11	9 ⁷ / ₁₆	1 ¹ / ₄	1	250	20
124-50	12" Deep	54.6	FC	11 ¹¹ / ₁₆	11	9	1 ¹⁹ / ₃₂	1 ¹ / ₄	250	19

Tart and Small Pies Perforating Available Upon Request

 Stock

 Non-Stock

 Inquiry Only

ITEM NO.	DESCRIPTION	FLUID OZ.	RIM STYLE	TOP OUT	TOP IN	BOTTOM	DEPTH		CARTON	
							SLANT	VERT	PACK	LBS
306-25	3 ³ / ₈ " Medium	2.5	FC	3 ³ / ₈	3	2	1	2 ⁹ / ₃₂	3000	14
409-20L	4" Shallow Lanced	2.2	FC	4	3 ¹³ / ₃₂	2 ⁹ / ₃₂	2 ⁷ / ₃₂	5 ⁵ / ₈	3000	14
310-25	4" Shallow	2.5	FC	4	3 ¹ / ₂	2 ¹ / ₂	1 ³ / ₁₆	4 ¹ / ₆₄	2000	12
332-25	4" Medium	3.5	FC	4	3 ⁵ / ₈	2 ¹ / ₂	1 ¹ / ₆₄	2 ⁷ / ₃₂	2000	12
304-25	4 ¹ / ₄ " Shallow	2.3	FC	4 ³ / ₁₆	3 ²¹ / ₃₂	2 ¹⁹ / ₃₂	3 ³ / ₄	1 ⁷ / ₃₂	2000	10
411-25	4 ¹ / ₄ " Shallow	2.5	FC	4 ³ / ₁₆	3 ¹¹ / ₁₆	2 ⁵ / ₈	3 ³ / ₄	9 ⁹ / ₁₆	2000	9
318-25	4 ¹ / ₄ " Medium	3.2	FC	4 ³ / ₁₆	3 ¹¹ / ₁₆	2 ⁷ / ₈	2 ⁵ / ₃₂	4 ³ / ₆₄	2000	12
413-25	4 ¹ / ₄ " Shallow	3.1	FC	4 ⁷ / ₃₂	3 ³ / ₄	3 ¹ / ₃₂	2 ³ / ₃₂	5 ⁵ / ₈	2800	15
328-25	4 ¹ / ₄ " Medium	3.5	FC	4 ¹ / ₄	3 ³ / ₄	2 ⁷ / ₈	2 ⁷ / ₃₂	2 ³ / ₃₂	3000	11
338-25	4 ¹ / ₄ " Deep	4.3	FC	4 ¹ / ₄	3 ⁵ / ₈	2 ¹ / ₂	1 ³ / ₁₆	1 ¹ / ₃₂	2000	16
336-25	4 ³ / ₈ " Medium	3.9	FC	4 ¹¹ / ₃₂	3 ¹¹ / ₁₆	2 ¹¹ / ₁₆	1	7 ⁷ / ₈	2000	14
344-25	4 ⁷ / ₈ " Medium	5.0	FC	4 ⁷ / ₈	4 ¹ / ₈	3	1 ¹ / ₁₆	2 ⁹ / ₃₂	2000	17
346-25	5" Deep	7.0	FC	5	4 ⁵ / ₁₆	3 ³ / ₈	1 ³ / ₁₆	1 ³ / ₃₂	2000	20
348-25	5" Deep	7.1	FC	5 ¹ / ₁₆	4 ³ / ₈	3	1 ¹¹ / ₃₂	1 ³ / ₁₆	2000	20
384-30	5 ¹ / ₂ " Deep	11.9	FC	5 ¹ / ₂	5	3 ⁵ / ₁₆	1 ⁴⁹ / ₆₄	1 ⁹ / ₁₆	1000	18
358-35	5 ³ / ₄ " Deep	12.0	FC	5 ²³ / ₃₂	5	3 ³ / ₈	1 ³ / ₄	1 ¹⁷ / ₃₂	1000	20
375-30	5 ³ / ₄ " Extra Deep	14.6	FC	5 ³ / ₄	4 ¹⁵ / ₁₆	3 ¹¹ / ₁₆	1 ²⁹ / ₃₂	1 ¹³ / ₁₆	1500	29



102-45



100-45



124-50



104-40



111-50L



328-25



409-20L



336-25



384-30



358-25



375-30

8/ K :]bY'Pack

Round Pans – 7", 8" and 9"

Stock

Non-Stock

Inquiry Only

ITEM NO.	DESCRIPTION	FLUID OZ.	RIM STYLE	TOP OUT	TOP IN	BOTTOM	DEPTH		CARTON	
							SLANT	VERT	PACK	LBS
471	7" Medium	26	HE	7 ¹ / ₈	6 ⁹ / ₁₆	5 ⁵ / ₈	1 ³⁹ / ₆₄	1 ¹⁷ / ₃₂	500	11
471H	Board Lid for 471								500	14
L471	Dome for 471								500	11
37471	Dome for 471								500	8
472-35	7" Medium	21.4	FC	7 ⁵ / ₃₂	6 ⁹ / ₁₆	5 ²¹ / ₃₂	1 ²⁵ / ₆₄	1 ⁵ / ₁₆	500	13
451-35	7" Round Cake	27	FC	7 ⁵ / ₁₆	6 ⁹ / ₁₆	5 ⁵ / ₈	1 ¹¹ / ₁₆	1 ⁵ / ₈	1000	30
475-35	7" Medium	26.8	HE	7 ⁹ / ₁₆	7	6 ³ / ₈	1 ¹³ / ₃₂	1 ³ / ₈	500	20
478-30	8" Round Cake	26	FC	7 ⁷ / ₈	7 ⁵ / ₁₆	6 ¹⁹ / ₃₂	1 ⁵ / ₁₆	1 ¹¹ / ₃₂	500	15
487H	8" Medium	37	HE	8 ⁵ / ₁₆	7 ¹³ / ₁₆	7 ¹ / ₃₂	1 ¹⁹ / ₃₂	1 ⁹ / ₁₆	500	15
L487	Board Lid for 487								500	14
37487	Dome for 487								500	10
987-35	8" Medium w/ 4 ¹ / ₂ " diameter hole								500	14
474-35	8" Medium	30.9	FC	8 ¹⁷ / ₃₂	7 ¹³ / ₁₆	7 ¹ / ₄	1 ⁹ / ₃₂	1 ¹ / ₄	500	18
480-35	8" Medium	32.7	FC	8 ⁹ / ₁₆	8	7 ⁵ / ₈	1 ¹ / ₄	1 ¹⁵ / ₆₄	500	19
481-35	8" Medium	33	FC	8 ⁹ / ₁₆	7 ³¹ / ₃₂	7 ¹ / ₄	1 ¹¹ / ₃₂	1 ⁵ / ₁₆	500	19
428-35	8" Medium Smoothwall	39	FC	8 ⁹ / ₁₆	8 ⁵ / ₃₂	7 ¹³ / ₁₆	1 ²⁷ / ₆₄	1 ¹³ / ₃₂	500	20
37428	Snap-on Dome for 428								500	18
493-35	9" Medium	44	HE	8 ¹¹ / ₁₆	8 ¹ / ₈	7 ¹⁷ / ₃₂	1 ¹¹ / ₁₆	1 ²¹ / ₃₂	500	23
495H	9" Medium	48	HE	8 ¹⁵ / ₁₆	8 ³ / ₈	7 ²⁵ / ₃₂	1 ¹¹ / ₁₆	1 ²¹ / ₃₂	500	22
L495	Board Lid for 495								500	17
37495	Dome for 495								500	12
37497	Deep Dome for 495								500	12
995-40	9" Medium w/ 2 ⁵ / ₈ " diameter hole	48	HE	8 ¹⁵ / ₁₆	8 ³ / ₈	7 ²⁵ / ₃₂	1 ¹¹ / ₁₆	1 ²¹ / ₃₂	500	23
292-35	9" Medium	39.2	FC	9	8 ¹ / ₂	7 ¹⁵ / ₁₆	1 ¹³ / ₃₂	1 ³ / ₈	500	22
492-35	9" Medium	43.5	FC	9	8 ⁷ / ₁₆	7 ⁷ / ₈	1 ³³ / ₆₄	1 ¹ / ₂	500	19



471-CP



474-35



495-CP



471-30 & 37471 Dome



480-35



472-35



492-35



481-35



487-CP



487-30 & 37487 Dome



495-30 & 37495 Dome



428-35



Square Pans

Stock

Non-Stock

Inquiry Only

ITEM NO.	DESCRIPTION	FLUID OZ.	RIM STYLE	TOP OUT	TOP IN	BOTTOM	V. DEPTH	CARTON PACK LBS	
550-35	7" Square	28.0	IVC	7 ¹ / ₁₆ x 7 ¹ / ₁₆	6 ⁹ / ₁₆ x 6 ⁹ / ₁₆	5 ¹⁵ / ₁₆ x 5 ¹⁵ / ₁₆	1 ³ / ₈	500	19
520-35	7 ¹ / ₈ " Square	33.6	FC	7 ¹ / ₈ x 7 ¹ / ₈	6 ²³ / ₃₂ x 6 ²³ / ₃₂	6 ³ / ₈ x 6 ³ / ₈	1 ¹ / ₂	500	18
816-25	7 ¹ / ₄ " Square	12.0	FC	7 ⁵ / ₁₆ x 7 ⁵ / ₁₆	6 ⁷ / ₈ x 6 ⁷ / ₈	6 ¹ / ₂ x 6 ¹ / ₂	5 ⁵ / ₈	1000	19
508-35	7 ¹ / ₂ " Square	28.0	FC	7 ¹ / ₂ x 7 ¹ / ₂	6 ¹³ / ₁₆ x 6 ¹³ / ₁₆	6 x 6	1 ¹ / ₄	500	18
37507	Dome for 508-Shallow	—	—	7 ¹⁵ / ₁₆ x 7 ¹⁵ / ₁₆	—	—	1	250	10
37508	Dome for 508-Deep	—	—	7 ¹⁵ / ₁₆ x 7 ¹⁵ / ₁₆	—	—	1 ¹ / ₂	250	10
505-35	8" Square	33.0	FC	7 ⁷ / ₈ x 7 ⁷ / ₈	7 ³ / ₈ x 7 ³ / ₈	6 ⁷ / ₈ x 6 ⁷ / ₈	1 ¹¹ / ₃₂	500	20
37504	Dome for 505-Shallow	—	—	8 ³ / ₁₆ x 8 ³ / ₁₆	7 ⁷ / ₁₆ x 7 ⁷ / ₁₆	—	1 ¹ / ₁₆	250	9
37505	Dome for 505-Deep	—	—	8 ¹ / ₄ x 8 ¹ / ₄	7 ⁷ / ₁₆ x 7 ⁷ / ₁₆	—	1 ¹ / ₂	250	10
516-35	8" Square	28.0	FC	7 ¹⁵ / ₁₆ x 7 ¹⁵ / ₁₆	7 ⁹ / ₁₆ x 7 ⁹ / ₁₆	7 ⁷ / ₃₂ x 7 ⁷ / ₃₂	1 ⁹ / ₃₂	500	16
518-35	8" Square	34.0	FC	7 ¹⁵ / ₁₆ x 7 ¹⁵ / ₁₆	7 ⁵ / ₈ x 7 ⁵ / ₈	7 ⁷ / ₃₂ x 7 ⁷ / ₃₂	1 ⁵ / ₆₄	500	20
524-35	8 ¹ / ₄ " Square	52.0	FC	8 ³ / ₁₆ x 8 ³ / ₁₆	7 ¹¹ / ₁₆ x 7 ¹¹ / ₁₆	6 ¹¹ / ₁₆ x 6 ¹¹ / ₁₆	1 ²⁷ / ₃₂	500	24
522-35	8 ¹ / ₂ " Square	35.6	FC	8 ⁷ / ₁₆ x 8 ⁷ / ₁₆	8 x 8	7 ¹⁹ / ₃₂ x 7 ¹⁹ / ₃₂	1 ⁵ / ₆₄	500	20
502-25	Cake Base	—	FC	8 ⁵ / ₈ x 8 ⁵ / ₈	8 ³ / ₈ x 8 ³ / ₈	8 ⁵ / ₃₂ x 8 ⁵ / ₃₂	1 ¹ / ₄	1000	24
540-30	8 ⁵ / ₈ " Square	33.0	FC	8 ⁵ / ₈ x 8 ⁵ / ₈	8 ³ / ₁₆ x 8 ³ / ₁₆	7 ²⁹ / ₃₂ x 7 ²⁹ / ₃₂	5 ⁹ / ₆₄	500	17
580-30	9" Square	47.0	FC	8 ¹⁵ / ₁₆ x 8 ¹⁵ / ₁₆	8 ⁹ / ₁₆ x 8 ⁹ / ₁₆	8 ¹ / ₄ x 8 ¹ / ₄	1 ³ / ₈	500	21
512-30	9" Square	29.0	FC	9 x 9	8 ⁹ / ₁₆ x 8 ⁹ / ₁₆	8 ¹ / ₄ x 8 ¹ / ₄	4 ⁷ / ₆₄	500	18



524-35



540-30



522-30



550-35



818-25



580-30



518-35



505-35 & 37505 Dome



508-35



508-35 & 37508 Dome

8/ K :]bY'Pack

Oblongs – full curl rim

Stock

Non-Stock

Inquiry Only

ITEM NO.	DESCRIPTION	FLUID OZ.	RIM STYLE	TOP OUT	TOP IN	BOTTOM	V. DEPTH	CARTON PACK LBS	
532-35	6" x 5" Oblong	13.0	FC	6 x 5	5 ⁵ / ₁₆ x 4 ⁵ / ₁₆	4 ¹ / ₂ x 3 ¹ / ₂	1 ⁹ / ₃₂	500	13
800-30	Oblong	13.7	FC	6 ⁵ / ₈ x 5 ¹ / ₄	6 ¹ / ₄ x 4 ⁷ / ₈	5 ²⁹ / ₃₂ x 4 ¹⁷ / ₃₂	7 ⁷ / ₈	1000	20
562-35	Loaf	26.4	FC	7 ¹ / ₈ x 3 ⁵ / ₁₆	6 ³ / ₄ x 3 ⁹ / ₁₆	6 ⁷ / ₃₂ x 3 ¹ / ₃₂	2 ³ / ₁₆	500	15
802-30	Small Oblong	5.8	FC	7 ¹ / ₄ x 4 ¹ / ₂	6 ⁷ / ₈ x 4 ¹ / ₈	6 ³ / ₄ x 4	3 ³ / ₈	500	17
803-30	Small Cake Pan	16.0	FC	7 ³ / ₈ x 5 ⁷ / ₈	6 ⁷ / ₈ x 5 ³ / ₈	6 ³ / ₈ x 4 ⁷ / ₈	1	1000	25
806-30	Small Cake	15.0	FC	7 ⁷ / ₁₆ x 5 ⁷ / ₁₆	6 ¹⁵ / ₁₆ x 4 ¹⁵ / ₁₆	6 ¹¹ / ₁₆ x 4 ⁹ / ₁₆	7 ⁷ / ₈	1000	22
805-35	Small Oblong	10.0	FC	7 ¹ / ₂ x 4	7 x 3 ⁷ / ₁₆	6 ¹ / ₂ x 3	1 ³ / ₁₆	1000	17
557-35	Oblong Cake	24.0	FC	7 ¹³ / ₁₆ x 5 ¹ / ₂	7 ⁵ / ₁₆ x 5	6 ³ / ₁₆ x 3 ⁷ / ₈	1 ¹¹ / ₁₆	1000	26
538-35	Oblong	19.0	FC	7 ¹⁹ / ₃₂ x 6 ³ / ₃₂	6 ⁷ / ₈ x 5 ³ / ₈	6 ³ / ₈ x 4 ⁷ / ₈	1 ¹ / ₃₂	500	15
813-30	Small Danish	10.6	FC	7 ²¹ / ₃₂ x 5 ³ / ₁₆	7 ⁵ / ₃₂ x 4 ¹¹ / ₁₆	6 ¹⁵ / ₁₆ x 4 ¹⁵ / ₃₂	1 ¹ / ₂	1000	20
566-30	Oblong	29.3	FC	7 ²⁹ / ₃₂ x 5 ²⁹ / ₃₂	7 ⁷ / ₁₆ x 5 ⁷ / ₁₆	7 x 4 ⁷ / ₈	1 ¹ / ₈	500	14
560-35	Oblong	28.5	FC	8 ¹ / ₃₂ x 6 ³ / ₄	7 ¹⁷ / ₃₂ x 6 ¹ / ₄	7 ¹ / ₁₆ x 5 ²⁵ / ₃₂	1 ³ / ₁₆	1000	35
564-35	1 ¹ / ₂ lb. Loaf	28.4	FC	8 ¹ / ₁₆ x 4 ⁵ / ₁₆	7 ³ / ₈ x 3 ⁵ / ₈	6 ³ / ₄ x 3	2 ¹¹ / ₃₂	500	18
37564	Dome for 564			8 ³ / ₈ x 4 ⁵ / ₈			1 ⁵ / ₁₆	500	10
542-35	1 lb. Loaf	21.5	FC	8 ³ / ₃₂ x 4 ⁵ / ₃₂	7 ¹ / ₂ x 3 ⁹ / ₁₆	6 ¹ / ₂ x 2 ³ / ₄	1 ¹³ / ₁₆	500	16
5811-30	2 ¹ / ₄ lb. Oblong	36.0	FC	8 ¹¹ / ₁₆ x 6 ⁷ / ₃₂	7 ¹⁵ / ₁₆ x 5 ⁷ / ₁₆	7 x 4 ¹ / ₄	1 ¹⁵ / ₁₆	500	20
582-30	2 ¹ / ₄ lb. Oblong	36.0	FC	8 ⁷ / ₁₆ x 5 ¹⁵ / ₁₆	7 ¹⁵ / ₁₆ x 5 ⁷ / ₁₆	7 x 4 ¹ / ₄	2 ³ / ₁₆	500	21
552-25	8 ¹ / ₂ " x 6" Oblong	24.9	FC	8 ⁷ / ₁₆ x 6	7 ¹¹ / ₁₆ x 5 ¹ / ₄	7 ⁵ / ₁₆ x 4 ⁷ / ₈	1 ³ / ₁₆	500	13
585-35	Oblong	24.0	FC	8 ¹ / ₂ x 6	7 ³ / ₄ x 5 ¹ / ₄	7 ¹ / ₄ x 4 ³ / ₄	1 ¹ / ₈	500	17
8006-30	Dinner Roll Pan	18.5	FC	8 ⁹ / ₁₆ x 5 ¹⁵ / ₁₆	7 ¹⁵ / ₁₆ x 5 ⁵ / ₁₆	7 ¹ / ₂ x 4 ⁷ / ₈	7 ⁷ / ₈	1000	22
556-30	Oblong	26.0	FC	8 ⁵ / ₈ x 6	8 x 5 ³ / ₈	7 ¹ / ₂ x 4 ⁷ / ₈	1 ⁹ / ₃₂	500	15
578-35	2 lb. loaf	34.7	FC	8 ²¹ / ₃₂ x 4 ¹⁷ / ₃₂	8 x 3 ⁷ / ₈	7 ⁷ / ₁₆ x 3 ⁵ / ₁₆	2 ¹⁹ / ₆₄	500	20
558-30	Oblong	27.5	FC	8 ¹¹ / ₁₆ x 5 ¹¹ / ₁₆	8 ¹ / ₂ x 5 ¹ / ₂	7 ³¹ / ₃₂ x 4 ³¹ / ₃₂	1 ⁵ / ₃₂	500	16
809-30	Ribbed Bottom	13.7	FC	8 ⁷ / ₈ x 4 ¹³ / ₁₆	8 ¹ / ₄ x 4 ³ / ₁₆	8 ¹ / ₁₆ x 4	2 ³ / ₃₂	500	15
818-30	Oblong Cake	25.0	FC	8 ⁷ / ₈ x 6 ⁷ / ₈	8 ¹ / ₂ x 6 ¹ / ₂	8 ⁵ / ₃₂ x 6 ⁵ / ₃₂	5 ⁵ / ₆₄	1000	33
827-25	Biscuit Tray	29.5	FC	8 ⁷ / ₈ x 6 ¹ / ₄	8 ¹ / ₂ x 5 ⁷ / ₈	8 ³ / ₁₆ x 5 ⁹ / ₁₆	1 ¹ / ₈	500	14



8006-30



578-35



37564 564-35 Dome



566-30



564-35



827-25



558-30



556-30



818-30



542-35

Oblongs – full curl rim Continued

Stock

Non-Stock

Inquiry Only

ITEM NO.	DESCRIPTION	FLUID OZ.	RIM STYLE	TOP OUT	TOP IN	BOTTOM	V. DEPTH	CARTON PACK	LBS
853-30	Danish	35.4	FC	8 ⁷ / ₈ x 6 ⁷ / ₈	8 ¹ / ₂ x 6 ¹ / ₂	8 x 6	1 ¹ / ₄	1000	29
825-25	Danish	18.0	FC	9 ¹ / ₂ x 6 ⁷ / ₈	9 ¹ / ₈ x 6 ¹ / ₂	8 ¹⁵ / ₁₆ x 6 ⁵ / ₁₆	9 ₁₆	500	14
820-30	Danish	24.0	FC	9 ¹ / ₂ x 6 ⁷ / ₈	9 ¹ / ₈ x 6 ¹ / ₂	8 ⁷ / ₈ x 6 ¹ / ₄	3 ₄	500	14
574-30	Oblong	32.0	FC	9 ²⁷ / ₃₂ x 7 ¹ / ₃₂	9 ¹ / ₄ x 6 ⁵ / ₈	8 ³ / ₄ x 6 ¹ / ₈	1 ³ / ₃₂	500	22
589-30	Ribbed Oblong	48.0	FC	10 ¹ / ₈ x 7 ³ / ₈	9 ³ / ₄ x 7	9 ¹ / ₄ x 6 ⁵ / ₈	1 ¹ / ₂	500	22
588-30	10 ¹ / ₄ " x 7 ¹ / ₂ " Oblong	50.2	FC	10 ³ / ₁₆ x 7 ¹ / ₂	9 ¹³ / ₁₆ x 7 ¹ / ₈	9 ¹³ / ₃₂ x 6 ²² / ₃₂	1 ²⁵ / ₆₄	500	25
812-30	10 ¹ / ₄ " x 5 ¹ / ₄ " Tray	19.5	FC	10 ¹ / ₄ x 5 ¹ / ₄	9 ⁷ / ₈ x 4 ⁷ / ₈	9 ⁹ / ₁₆ x 4 ⁹ / ₁₆	2 ⁷ / ₃₂	1000	26
822-25	Danish 8 Target	23.0	FC	10 ¹ / ₂ x 6 ¹ / ₂	10 ¹ / ₄ x 6 ¹ / ₄	9 ⁷ / ₈ x 5 ⁷ / ₈	4 ⁵ / ₆₄	500	15
823-25	Danish	22.0	FC	10 ¹ / ₂ x 6 ¹ / ₈	10 ¹ / ₈ x 5 ³ / ₄	9 ⁷ / ₈ x 5 ¹ / ₂	4 ⁵ / ₆₄	500	15
814-25	Ribbed Danish	21.0	FC	10 ³ / ₄ x 6 ³ / ₄	10 ³ / ₈ x 6 ³ / ₈	10 ¹ / ₈ x 6 ¹ / ₈	9 ₁₆	500	15
826-25	Danish	24.5	FC	10 ³ / ₄ x 6 ³ / ₄	10 ¹¹ / ₃₂ x 6 ¹¹ / ₃₂	10 ¹ / ₈ x 6 ¹ / ₈	1 ¹ / ₁₆	500	15
586-45	3 lb. Loaf	50.0	FC	10 ³ / ₄ x 4 ³ / ₄	10 ⁵ / ₁₆ x 4 ⁵ / ₁₆	9 ²³ / ₃₂ x 3 ²³ / ₃₂	2 ⁵ / ₁₆	350	13
595-30	Large Oblong	39.5	FC	11 x 7	10 ⁷ / ₁₆ x 6 ⁷ / ₁₆	10 ³ / ₃₂ x 6 ³ / ₃₂	1 ¹ / ₈	500	24
833-25	Danish	28.0	FC	11 ¹ / ₄ x 7 ¹ / ₄	11 x 7	10 ⁵ / ₈ x 6 ⁵ / ₈	9 ₁₆	500	17
804-25	Danish	15.0	FC	11 ¹³ / ₃₂ x 3 ⁷ / ₈	11 ¹¹ / ₁₆ x 3 ¹⁷ / ₃₂	10 ¹³ / ₁₆ x 3 ⁹ / ₃₂	2 ³ / ₃₂	1000	20
819-30	Danish	13.0	FC	11 ⁷ / ₁₆ x 5 ³ / ₁₆	10 ¹⁵ / ₁₆ x 4 ¹¹ / ₁₆	10 ⁹ / ₁₆ x 4 ⁵ / ₁₆	5 ₈	1000	28



853-30



822-25



819-30



820-30



823-25



574-30



595-30



Oblongs – full curl rim Continued

Stock
Non-Stock
Inquiry Only

ITEM NO.	DESCRIPTION	FLUID OZ.	RIM STYLE	TOP OUT	TOP IN	BOTTOM	V. DEPTH	CARTON PACK	LBS
832-30	11" x 7" Danish	30.5	FC	11 ⁷ / ₁₆ x 7 ³ / ₁₆	11 ¹ / ₁₆ x 6 ¹³ / ₁₆	10 ¹³ / ₁₆ x 6 ⁹ / ₁₆	2 ³ / ₃₂	500	18
817-30	Danish	19.5	FC	11 ⁷ / ₁₆ x 5 ³ / ₁₆	10 ¹⁵ / ₁₆ x 4 ¹¹ / ₁₆	10 ¹ / ₄ x 4	7/8	1000	29
829-30	Danish	14.3	FC	11 ⁵ / ₈ x 5 ³ / ₈	11 ¹ / ₈ x 4 ⁷ / ₈	10 ²⁹ / ₃₂ x 4 ²¹ / ₃₂	5/8	1000	30
839-30	Danish	26.3	FC	11 ⁵ / ₈ x 5 ³ / ₈	11 ¹ / ₈ x 4 ⁷ / ₈	10 ²⁷ / ₃₂ x 4 ¹⁹ / ₃₂	7/8	1000	33
808-25	Danish	20.5	FC	11 ⁵ / ₈ x 4 ¹ / ₈	11 ¹ / ₈ x 3 ⁵ / ₈	10 ²³ / ₃₂ x 3 ⁷ / ₃₂	1	1000	24
844-30	Danish	34.0	FC	11 ³ / ₄ x 7 ³ / ₄	11 ³ / ₈ x 7 ³ / ₈	11 ¹ / ₈ x 7 ¹ / ₈	2 ³ / ₃₂	500	21
590-45	Loaf	57.6	FC	11 ³ / ₄ x 5 ¹ / ₄	11 x 4 ¹ / ₂	10 ⁷ / ₁₆ x 3 ¹⁵ / ₁₆	2 ¹⁹ / ₆₄	200	15
831-30	Danish	24.0	FC	11 ⁷ / ₈ x 5 ³ / ₈	11 ³ / ₈ x 4 ⁷ / ₈	10 ³¹ / ₃₂ x 4 ¹⁵ / ₃₂	1	1000	33
851-30	12" x 6" Baking Tray	36.0	FC	12 ¹ / ₄ x 6 ¹ / ₈	11 ³ / ₄ x 5 ⁵ / ₈	11 ¹⁵ / ₃₂ x 5 ¹¹ / ₃₂	5/8	1000	38
850-30	12" x 8" Baking Tray	36.0	FC	12 x 8	11 ⁵ / ₈ x 7 ⁵ / ₈	11 ³ / ₈ x 7 ³ / ₈	2 ³ / ₃₂	500	22
592-35	Deep Danish	39.0	FC	12 ³ / ₁₆ x 4 ⁵ / ₈	11 ¹ / ₁₆ x 4 ¹ / ₈	11 ³ / ₃₂ x 3 ¹⁷ / ₃₂	1 ⁵ / ₈	500	27
830-30	Danish	30.0	FC	12 ³ / ₈ x 5 ³ / ₈	11 ⁷ / ₈ x 4 ⁷ / ₈	11 ¹⁵ / ₃₂ x 4 ¹⁵ / ₃₂	1	500	17
925-40								100	8
925-45	Qtr. Sheet Cake	56.3	FC	12 ¹³ / ₁₆ x 8 ¹³ / ₁₆	12 ¹ / ₄ x 8 ¹ / ₄	11 ⁵ / ₈ x 7 ⁵ / ₈	1 ¹ / ₄	100	9
925-45								250	18
37924	Dome for 925-Shallow	—	—	13 ¹ / ₈ x 9 ¹ / ₄		—	1 ⁹ / ₃₂	100	8
37925	Dome for 925-Deep	—	—	13 ¹ / ₈ x 9 ¹ / ₄		—	1 ⁷ / ₈	100	8
598-35	13" x 9" Oblong	87.9	FC	13 ¹ / ₈ x 9 ¹ / ₈	12 ³ / ₁₆ x 8 ³ / ₁₆	11 ³ / ₃₂ x 7 ³ / ₃₂	1 ⁵¹ / ₆₄	250	23
815-40	Baking Sheet	67.0	FC	16 ¹ / ₁₆ x 11 ⁵ / ₁₆	15 ³ / ₁₆ x 10 ⁷ / ₁₆	14 ²⁷ / ₃₂ x 10 ³ / ₃₂	2 ⁵ / ₃₂	100	16
998-45	16" x 5" Baking Tray	44.1	FC	16 ³ / ₈ x 5 ⁵ / ₈	16 ¹ / ₈ x 5 ³ / ₈	15 ¹ / ₂ x 4 ³ / ₄	1	500	34
950-55	Half Sheet Cake	121.5	FC	17 ⁵ / ₈ x 12 ¹³ / ₁₆	17 ¹ / ₁₆ x 12 ¹ / ₄	16 ⁷ / ₁₆ x 11 ⁵ / ₈	1 ¹ / ₄	100	18
37950	Dome for 950	—	—	18 x 13 ³ / ₁₆		—	2 ¹ / ₄	100	16



839-30



592-35



590-45



817-30



950-55C & 37950 Dome



925-45 & 37925 Dome



829-30



844-30



830-30



808-25



815-45



Oblongs – I.V.C. rims for lids

Stock

Non-Stock

Inquiry Only


ITEM NO.	DESCRIPTION	FLUID OZ.	RIM STYLE	TOP OUT	TOP IN	BOTTOM	V. DEPTH	CARTON PACK	LBS
527-30	12 oz. Oblong	12.0	IVC	5 ⁹ / ₁₆ x 4 ⁹ / ₁₆	5 x 4	4 ¹ / ₂ x 3 ¹ / ₂	1 ¹ / ₄	500	11
537-30	1 lb. Oblong	16.0	IVC	5 ⁹ / ₁₆ x 4 ⁹ / ₁₆	5 ¹ / ₁₆ x 4 ¹ / ₁₆	4 ⁵ / ₁₆ x 3 ⁵ / ₁₆	1 ⁵ / ₈	1000	22
L537	Board Lid for 537		IVC					1000	14
37537	Dome for 537		IVC	5 ¹ / ₂ x 4 ¹ / ₂			3 ³ / ₄	500	5
535-35	1 lb. Oblong	19.0	IVC	5 ³ / ₄ x 4 ³ / ₄	5 ¹ / ₃₂ x 4 ¹ / ₃₂	4 ¹ / ₄ x 3 ¹ / ₄	1 ⁵ / ₈	500	13
549-35	Oblong	23.7	IVC	6 ³ / ₄ x 5 ⁵ / ₈	6 ¹ / ₂ x 5 ³ / ₈	6 ¹ / ₄ x 4 ³ / ₄	7 ⁷ / ₈	1000	27
567-30	1 ¹ / ₂ lb. Oblong	12.0	IVC	7 ¹ / ₁₆ x 5 ¹ / ₈	6 ⁹ / ₁₆ x 4 ⁵ / ₈	5 ⁷ / ₈ x 3 ¹⁵ / ₁₆	1 ¹¹ / ₁₆	500	15
531-35	Oblong	19.0	IVC	7 ⁵ / ₁₆ x 5 ⁵ / ₁₆	6 ³ / ₄ x 4 ³ / ₄	5 ³ / ₄ x 3 ³ / ₄	5 ³ / ₆₄	500	13
539-35	1 ¹ / ₄ lb. Oblong	24.9	IVC	7 ³ / ₈ x 5 ⁷ / ₈	6 ⁷ / ₈ x 5 ³ / ₈	6 ³ / ₈ x 4 ⁷ / ₈	1 ¹ / ₃₂	500	17
553-25	Oblong	21.7	IVC	8 ³ / ₁₆ x 5 ³ / ₄	7 ¹¹ / ₁₆ x 5 ¹ / ₄	7 ⁵ / ₁₆ x 4 ⁷ / ₈	1 ³ / ₁₆	500	15
545-35	8 ¹ / ₂ " x 6" Oblong	29.0	IVC	8 ⁷ / ₁₆ x 5 ¹⁵ / ₁₆	7 ¹⁵ / ₁₆ x 5 ⁷ / ₁₆	7 ³ / ₈ x 4 ⁷ / ₈	1 ¹ / ₁₆	500	19
563-35	2 lb. Oblong	36.0	IVC	8 ⁷ / ₁₆ x 5 ¹⁵ / ₁₆	7 ¹⁵ / ₁₆ x 5 ⁷ / ₁₆	7 ¹ / ₁₆ x 4 ⁹ / ₁₆	1 ¹⁵ / ₃₂	500	21
L581	Board Lid for 563/581/555			8 ³ / ₈ x 5 ⁷ / ₈				500	14
37581	Dome for 563/581/555			8 ⁵ / ₁₆ x 6			3 ³ / ₄	500	10
581-30	2 ¹ / ₄ lb. Oblong	32.7	IVC	8 ⁷ / ₁₆ x 5 ¹⁵ / ₁₆	7 ¹⁵ / ₁₆ x 5 ⁷ / ₁₆	7 x 4 ¹ / ₂	1 ¹³ / ₁₆	500	19
L581	Board Lid for 563/581/555			8 ³ / ₈ x 5 ⁷ / ₈				500	14
37581	Dome for 563/581/555			8 ⁵ / ₁₆ x 6			3 ³ / ₄	500	10
577-40	Oblong Loaf	38.0	IVC	8 ⁷ / ₁₆ x 4 ⁵ / ₁₆	7 ¹⁵ / ₁₆ x 3 ¹³ / ₁₆	7 ³ / ₈ x 3 ¹ / ₄	2 ⁵ / ₃₂	500	23
L577	Board Lid for 577/583							500	9
37583	Dome for 577/583			8 ³ / ₈ x 4 ³ / ₈			1 ¹ / ₂	500	8
583-45	2 lb. Loaf	38.0	IVC	8 ⁷ / ₁₆ x 4 ⁵ / ₁₆	8 x 3 ⁷ / ₈	7 ¹³ / ₃₂ x 3 ⁹ / ₃₂	2 ³¹ / ₆₄	500	27
L577	Board Lid for 577/583							500	9
37583	Dome for 577/583			8 ³ / ₈ x 4 ³ / ₈			1 ¹ / ₂	500	8
576-40	2 lb. Loaf	23.7	IVC	8 ⁷ / ₁₆ x 4 ¹⁵ / ₁₆	7 ⁷ / ₈ x 3 ¹³ / ₁₆	7 ³ / ₈ x 3 ³ / ₈	2 ¹ / ₂	500	26
547-35	Oblong	25.0	IVC	8 ¹ / ₂ x 6 ³ / ₈	8 x 5 ⁷ / ₈	7 ⁵ / ₈ x 5 ¹ / ₂	6 ³ / ₆₄	500	19
555-30	1 ¹ / ₂ lb. Oblong	25.0	IVC	8 ¹ / ₂ x 6	8 x 5 ¹ / ₂	7 ¹ / ₂ x 5	1 ³ / ₁₆	500	18
L581	Board Lid for 563/581/555			8 ³ / ₈ x 5 ⁷ / ₈				500	14
37581	Dome for 563/581/555			8 ⁵ / ₁₆ x 6			3 ³ / ₄	500	10
561-35	1 ¹ / ₂ lb. Oblong	24.0	IVC	8 ¹¹ / ₁₆ x 6 ³ / ₁₆	7 ¹⁵ / ₁₆ x 5 ⁷ / ₁₆	7 ¹ / ₂ x 5	1 ¹ / ₃₂	500	22
568-35	28 oz. Oblong	28.0	IVC	8 ³ / ₄ x 6 ³ / ₈	8 x 5 ¹ / ₂	7 ⁵ / ₈ x 5 ¹ / ₈	1 ¹ / ₄	500	17
541-40	Oblong	21.1	IVC	9 ¹ / ₄ x 6 ¹⁵ / ₁₆	8 ⁵ / ₈ x 6 ⁵ / ₁₆	8 ⁷ / ₃₂ x 5 ²⁹ / ₃₂	3 ³ / ₄	500	23
569-35	Oblong	29.3	IVC	10 ³ / ₈ x 5 ³ / ₈	9 ⁷ / ₈ x 4 ⁷ / ₈	9 ⁵ / ₁₆ x 4 ⁵ / ₁₆	1 ⁷ / ₃₂	500	21
571-35	Oblong	30.5	IVC	10 ³ / ₄ x 4 ³ / ₄	10 ¹ / ₄ x 4 ¹ / ₄	9 ¹⁹ / ₃₂ x 3 ¹³ / ₃₂	1 ¹⁵ / ₃₂	500	22
596-45	3 lb. Loaf	50.0	IVC	10 ³ / ₄ x 4 ³ / ₄	10 ⁵ / ₁₆ x 4 ⁵ / ₁₆	9 ²³ / ₃₂ x 3 ²³ / ₃₂	2 ⁵ / ₁₆	500	33
5721-45	4 lb. Oblong	66.0	IVC	12 ¹ / ₈ x 8 ¹ / ₈	11 ¹ / ₂ x 7 ¹ / ₂	11 x 7	1 ¹ / ₂	250	22
L5721	Board Lid for 5721			12 ¹ / ₁₆ x 8 ¹ / ₁₆				250	11
375721	Dome for 5721			12 x 8			7 ⁷ / ₈	250	10



555-30 & 37581 Dome



567-30



577-40 & 37583 Dome



537-30 & 37537 Dome



596-45



583-45 & 37583 Dome



547-35



545-35



583-35 & 37581 Dome



581-30 & 37581 Dome



5721-45 & 375721 Dome



Pizza, Danish and Cookie Pans

Stock

Non-Stock

Inquiry Only

ITEM NO.	DESCRIPTION	FLUID OZ.	RIM STYLE	TOP OUT	TOP IN	BOTTOM	V. DEPTH	CARTON PACK LBS	
906-30	5¼" Deep Dish Pizza	11.4	FC	5 ⁵ / ₁₆	5 ¹ / ₁₆	4 ⁷ / ₁₆	1 ⁵ / ₃₂	1000	17
9067-30	7" Individual Pizza	10.0	FC	6 ⁵³ / ₆₄	6 ²⁵ / ₆₄	6¼	½	1000	19
938-30	Shallow Danish	24.0	FC	8 ⁷ / ₃₂	7¾	7¼	3 ¹ / ₃₂	500	15
980-35	8" Pizza	9.8	FC	8½	8	7 ¹³ / ₁₆	2 ³ / ₆₄	500	13
981-30	8" Pizza	12.7	FC	8 ⁹ / ₁₆	7 ¹⁵ / ₁₆	7 ¹¹ / ₁₆	3 ⁵ / ₆₄	500	13
982-35	8½" Pizza	12.0	FC	9	8 ⁵ / ₈	8½	¾	500	15
908-35	9" Pizza	28.0	FC	9½	8 ⁷ / ₈	8 ³ / ₈	1 ⁵ / ₁₆	500	21
991-35	9" Pizza	21.3	HE	9 ¹¹ / ₁₆	9¼	8 ²⁹ / ₃₂	1 ⁹ / ₃₂	250	11
990-35	9" Pizza	21.3	FC	9 ⁷ / ₈	9¼	8 ²⁹ / ₃₂	1 ⁹ / ₃₂	500	19
911-35	10" Pizza	25.5	HE	11	10 ³ / ₈	10	9 ¹ / ₁₆	400	19
9112-35	12" Deep Pizza	51.3	FC	12 ³ / ₁₆	11 ⁷ / ₁₆	11	1 ⁵ / ₁₆	250	16
913-35	12" Pizza	37.3	HE	12 ³ / ₄	12 ¹¹ / ₃₂	12	3 ⁷ / ₆₄	250	17
912-35	12" Pizza	37.3	FC	13	12 ¹¹ / ₃₂	12	3 ⁷ / ₆₄	250	17
912-35P	12" Pizza Perf.								
37912	Dome for 912-Deep	—	—	13 ¹¹ / ₃₂	13 ¹ / ₃₂	11 ⁹ / ₁₆	1½	125	11
37913	Dome for 912-Shallow	—	—	13 ¹¹ / ₃₂	13 ¹ / ₃₂	11 ⁹ / ₁₆	—	125	9
915-35	15" Pizza Pan	57.5	FC	15 ⁹ / ₆₄	14 ³ / ₈	14	2 ⁵ / ₃₂	100	9



9112-35



980-35



990-35



938-30



912-35 & 37912 Dome



914-35



982-35



908-35



981-30



915-35



Bakery Compartmented Pans

Stock

Non-Stock

Inquiry Only

ITEM NO.	DESCRIPTION	FLUID OZ.	RIM STYLE	TOP OUT	TOP IN	BOTTOM	V. DEPTH	CARTON PACK LBS	
942-30	4-Cup Mini Muffin Cup Size	— 2.0	FC —	6 ¹ / ₈ x 6 ¹ / ₈ —	5 ⁵ / ₈ x 5 ⁵ / ₈ 2 ⁵ / ₈	— 1 ³ / ₄	1 ¹ / ₈ 1	1000	24
944-30	4-Cup Muffin Cup Size	— 2.9	FC —	6 ¹ / ₈ x 6 ¹ / ₈ —	5 ⁵ / ₈ x 5 ⁵ / ₈ 2 ⁵ / ₈	— 1 ³ / ₄	1 ¹ / ₂ 1 ³ / ₈	1000	30
978-30	2 Comp. Croissant	5.0	FC	7 ⁴¹ / ₆₄ x 6 ³ / ₄	7 ⁹ / ₆₄ x 6 ¹ / ₄	6 ¹¹ / ₁₆ x 5 ⁵¹ / ₆₄	3/4	1000	25
985-30	4-Cup Mega Muffin Cup Size	— 4.4	IVC —	7 ⁷ / ₈ x 7 ⁷ / ₈ —	7 x 7 3 ³ / ₁₆	6 ³ / ₁₆ x 6 ³ / ₁₆ 2 ³ / ₈	1 ⁵ / ₃₂ 1 ¹ / ₄	500	23
974-30	4-Cup Mega Muffin 3/16" Bead Cup Size	— 4.4	FC —	8 ¹ / ₈ x 8 ¹ / ₈ —	7 x 7 3 ³ / ₁₆	— 2 ³ / ₈	1 ³ / ₈ 1 ¹ / ₄	500	23
984-30	4-Cup Mega Muffin Cup Size	— 4.4	FC —	8 ¹ / ₈ x 8 ¹ / ₈ —	7 x 7 3 ³ / ₁₆	— 2 ³ / ₈	1 ³ / ₈ 1 ¹ / ₄	500	23
976-30	6-Cup Mini Muffin Cup Size	— 2.4	FC —	8 ¹ / ₂ x 5 ³ / ₈ —	7 ¹⁵ / ₁₆ x 5 ³ / ₁₆ 2 ⁷ / ₁₆	— 1 ²³ / ₃₂	1 ¹ / ₂ 1 ¹ / ₄	500	22
940-35	8 ⁵ / ₈ " Square 4 Comp. 4 ¹ / ₁₆ " Sq.	—	FC	8 ⁵ / ₈ x 8 ⁵ / ₈	8 ³ / ₁₆ x 8 ³ / ₁₆	8 x 8	1 ⁹ / ₃₂	500	20
936-30	8 ⁵ / ₈ " Square 6 Comp. 2 ⁵ / ₁₆ " x 4"	—	FC	8 ⁵ / ₈ x 8 ⁵ / ₈	8 ³ / ₁₆ x 8 ³ / ₁₆	7 ¹⁵ / ₁₆ x 7 ¹⁵ / ₁₆	3 ⁹ / ₆₄	500	15
9036-30	8 ⁵ / ₈ " Square 6 Comp. 2 ⁵ / ₁₆ " x 4"	—	FC	8 ⁵ / ₈ x 8 ⁵ / ₈	8 ¹ / ₄ x 8 ¹ / ₄	7 ⁷ / ₈ x 7 ⁷ / ₈	3/4	500	18
954-30	4-Cup Square Muffin Cup Size	— 6.8	FC —	8 ⁵ / ₈ x 8 ⁵ / ₈ —	8 x 8 3 ³ / ₄	— 2 ¹³ / ₁₆	1 ³ / ₈ 1 ¹ / ₄	500	28
986-30	6-Cup Muffin Cup Size	— 3.2	FC —	9 ⁷ / ₈ x 6 ⁹ / ₁₆ —	9 ³ / ₈ x 6 ¹ / ₁₆ 2 ³ / ₄	8 ⁵ / ₈ x 5 ⁵ / ₁₆ 2	1 ¹ / ₂ 1 ⁵ / ₁₆	500	30
966-30	6-Comp. Danish 3" Hex. Cups	—	FC	10 x 6 ¹³ / ₁₆	9 ¹ / ₂ x 6 ⁵ / ₁₆	9 x 5 ¹³ / ₁₆	7/8	500	19
989-35	8-Comp. Oblong	38.0	IVC	10 ³ / ₈ x 5 ³ / ₈	9 ⁵³ / ₆₄ x 4 ⁵³ / ₆₄	9 ¹ / ₈ x 4 ¹ / ₈	1 ²³ / ₃₂	500	25
9186-30	6-Cup Muffin Cup Size	— 3.2	FC —	11 x 7 ⁷ / ₁₆ —	6 ⁵ / ₁₆ x 9 ⁷ / ₈ 2 ³ / ₄	— 2	1 ¹ / ₂ 1 ⁵ / ₁₆	500	32



942-30



954-30



966-30



9186-30




976-30



986-30



9036-30



Specialty Pans

Stock

Non-Stock

Inquiry Only

ITEM NO.	DESCRIPTION	FLUID OZ.	RIM STYLE	TOP OUT	TOP IN	BOTTOM	V. DEPTH	CARTON PACK LBS	
903-30	3½ oz. Cup	3.5	FC	3¼	2 ²⁹ / ₃₂	2⅛	1 ⁹ / ₃₂	1000	10
904-30	4 oz. Cup	4.0	FC	3¼	2 ¹⁵ / ₁₆	2 ⁷ / ₁₆	1 ⁵ / ₁₆	1000	11
933-45	Ashtray	—	FC	3 ¹⁵ / ₃₂	2¾	2 ¹¹ / ₃₂	¾	1000	7
860-50	Cobbler Pan	24.0	FC	6 ³ / ₁₆ X 8 ¹³ / ₁₆	5 ⁵ / ₁₆ X 8	3 ⁵ / ₈ X 6¼	1 ⁷ / ₁₆	250	12
370-45	Airline Entrée	9.5	FC	6¼ X 4½	5¾ X 3 ⁵ / ₈	5 ²⁷ / ₆₄ X 3 ¹⁹ / ₆₄	1	1000	27
530-35	Oval Entrée	11.0	FC	7 X 4½	6¼ X 4	4¾ X 2½	1 ⁹ / ₃₂	2000	38
901-25	Danish Ring w/2" hole	—	FC	8 ⁷ / ₁₆	8⅛	8 ¹ / ₃₂	2 ¹ / ₆₄	1000	21
946-30	8" x 5" Oval	23.0	FC	8 ⁹ / ₁₆ X 5 ¹³ / ₁₆	8 X 5¼	7 ¹¹ / ₆₄ X 4 ²⁷ / ₆₄	1 ⁷ / ₁₆	1000	26
910-25	Danish Ring w/2" hole	—	FC	8 ⁵ / ₈	8 ³ / ₁₆	6½	⅝	1000	22
919-35	8" Angel Food w/ Paper Cup	56.0	FC	8¾	8	6	3	250	18
37919	Dome for 919							250	10
9109-35	10" Angel Food w/ Paper Cup	78.0	FC	9 ⁷ / ₈	9¼	7 ⁷ / ₁₆	3 ²³ / ₃₂	250	26
379109	Dome for 9109							250	13
900-30	Danish Ring w/2" hole	—	FC	8 ⁷ / ₈	8 ⁵ / ₈	7 ¹¹ / ₁₆	7 ¹ / ₁₆	500	13
907-30	Danish Ring w/2¾" hole	—	FC	8 ³¹ / ₃₂	8 ⁵ / ₈	8 ³ / ₁₆	1 ³ / ₁₆	500	17
909-30	Danish Ring w/2¾" hole	—	FC	9⅛	8¾	8¼	1 ³ / ₁₆	500	17
905-30	Crescent	15.0	FC	11 ⁵ / ₈ X 5 ³ / ₈	11 ³ / ₈ X 5⅛	10 ²⁷ / ₃₂ X 4 ¹⁹ / ₃₂	¾	1000	28

Steam Table Pans

Stock

Non-Stock

Inquiry Only

ITEM NO.	DESCRIPTION	FLUID OZ.	RIM STYLE	TOP OUT	TOP IN	BOTTOM	V. DEPTH	CARTON PACK LBS	
602H	Third Steam	47.5	IVC	12 ³ / ₈ X 6¼	11 ³ / ₄ X 5 ⁵ / ₈	11 ¹ / ₁₆ X 4 ¹⁵ / ₁₆	1½	500	29
624H	Half Steam Shallow	79.5	FC	12 ³ / ₄ X 10 ³ / ₈	11 ³ / ₄ X 9 ³ / ₈	10 ¹³ / ₁₆ X 8 ⁷ / ₁₆	1 ¹¹ / ₁₆	100	11
5612H	Half Steam Medium Deep	104.0	IVC	12 ³ / ₈ X 10	11 ³ / ₄ X 9 ³ / ₈	10 ¹ / ₂ X 8½	2 ⁷ / ₁₆	100	11
612H	Half Steam Medium Deep	104.0	FC	12 ³ / ₄ X 10 ³ / ₈	11 ³ / ₄ X 9 ³ / ₈	10 ¹ / ₂ X 8⅛	2 ³ / ₁₆	100	10
612XH	Half Steam Medium Deep	104.0	FC	12 ³ / ₄ X 10 ³ / ₈	11 ³ / ₄ X 9 ³ / ₈	10 ¹ / ₂ X 8⅛	2 ³ / ₁₆	100	11
622H	Half Steam Deep	120.0	FC	12 ³ / ₄ X 10 ³ / ₈	11 ³ / ₄ X 9 ³ / ₈	10 ¹³ / ₁₆ X 8 ⁷ / ₁₆	2 ⁹ / ₁₆	100	11
622XH	Half Steam Deep	120.0	FC	12 ³ / ₄ X 10 ³ / ₈	11 ³ / ₄ X 9 ³ / ₈	10 ¹³ / ₁₆ X 8 ⁷ / ₁₆	2 ⁹ / ₁₆	100	12
6200 6200H	Foil Lid For Half Steam	—	IVC	13 ¹ / ₁₆ X 10 ³ / ₁₆	12 ¹⁵ / ₁₆ X 10 ⁵ / ₈	12 ³ / ₄ X 10 ⁵ / ₁₆	2 ¹ / ₃₂	100	8
6110H	Full Size Steam Shallow	175.0	FC	20 ¹¹ / ₁₆ X 12 ⁷ / ₈	19½ X 11 ¹¹ / ₁₆	18½ X 10 ⁵ / ₈	1¾	50	14
6120H	Full Size Steam Medium	228.0	FC	20 ¹¹ / ₁₆ X 12 ⁷ / ₈	19½ X 11 ¹¹ / ₁₆	18¼ X 10¼	2¼	50	16
600H	Full Size Steam Deep	342.0	FC	20 ⁷ / ₈ X 12 ¹⁵ / ₁₆	19 ⁹ / ₁₆ X 11 ⁵ / ₈	17 ⁷ / ₃₂ X 9 ⁹ / ₃₂	3 ³ / ₈	50	17
6100H	Foil Lid for Full Steam	—	IVC	21¼ X 13 ⁷ / ₁₆	21 X 12 ⁷ / ₈	20¾ X 12 ⁷ / ₈	⅝	50	8



CaterKing™ Aluminum Trays & Clear Domes

Stock Non-Stock Inquiry Only

ITEM NO.	DESCRIPTION	HEIGHT	CARTON	
			PACK	LBS
4412	12" CaterKing™ Lazy Susan Tray	—	25	4
4416	16" CaterKing™ Lazy Susan Tray	—	25	7
4418	18" CaterKing™ Lazy Susan Tray	—	25	10
4512	12" CaterKing™ Flat Tray	—	25	4
4516	16" CaterKing™ Flat Tray	—	25	7
4518	18" CaterKing™ Flat Tray	—	25	10
374412	12" CaterKing™ Dome	3"	25	3
374416	16" CaterKing™ Dome	3"	25	5
374418	16" CaterKing™ Dome	3"	25	7



For more CaterKing™ products, see our PDI product line.

370-45

824-40

946-30

901-25

804-30

600-70

5612-45




8/ K :]bY Pack

Combination Packs Foil Pans with Plastic Dome Lids

Stock

Non-Stock

Inquiry Only

ITEM NO.	DESCRIPTION	FLUID OZ.	RIM STYLE	TOP OUT	TOP IN	BOTTOM	DEPTH		CARTON	
							SLANT	VERT	PACK	LBS
428-WP	8" Round Combo	39.0	FC	8 ⁹ / ₁₆	8 ⁵ / ₃₂	7 ¹³ / ₁₆	1 ²⁷ / ₆₄	1 ¹⁷ / ₃₂	100	9
471-WP 471H-WP	7" Round Combo	26.0	HE	7 ¹ / ₈	6 ⁹ / ₁₆	5 ⁵ / ₈	1 ³⁹ / ₆₄	1 ¹⁷ / ₃₂	200 200	7 10
487-WP	8" Round Combo	37.0	HE	8 ⁵ / ₁₆	7 ¹³ / ₁₆	7 ¹ / ₃₂	1 ¹⁹ / ₃₂	1 ⁹ / ₁₆	200	11
495-WP	9" Round Combo	48.0	HE	8 ¹⁵ / ₁₆	8 ³ / ₈	7 ²⁵ / ₃₂	1 ¹¹ / ₁₆	1 ²¹ / ₃₂	200	16
505-WP	8" Square Combo	33.0	FC	7 ⁷ / ₈ X 7 ⁷ / ₈	7 ³ / ₈ X 7 ³ / ₈	6 ⁷ / ₈ X 6 ⁷ / ₈	N/A	1 ¹¹ / ₃₂	100	8
508-WP	7 ¹ / ₂ " Square Combo	28.0	FC	7 ¹ / ₂ X 7 ¹ / ₂	6 ¹³ / ₁₆ X 6 ¹³ / ₁₆	6 X 6	N/A	1 ¹ / ₄	200	15
537-WP	1 lb Oblong Combo	16.0	IVC	5 ⁹ / ₁₆ X 4 ⁹ / ₁₆	5 ¹ / ₁₆ X 4 ¹ / ₁₆	4 ⁵ / ₁₆ X 3 ⁵ / ₁₆	N/A	1 ⁵ / ₈	200	5
564-WP	1 ¹ / ₂ lb Oblong Combo	28.4	FC	8 ¹ / ₁₆ X 4 ⁵ / ₁₆	7 ³ / ₈ X 3 ⁵ / ₈	6 ³ / ₄ X 3	N/A	2 ¹¹ / ₃₂	250	15
577-WP	Oblong Loaf Combo	32.7	IVC	8 ⁷ / ₁₆ X 4 ⁵ / ₁₆	7 ¹⁵ / ₁₆ X 3 ¹³ / ₁₆	7 ³ / ₈ X 3 ¹ / ₄	N/A	2 ⁵ / ₃₂	250	16
919-WP 919-WPPC	8" Angel Food Combo (Paper cup and dome) 8" Angel Food Combo (with pre-inserted cup)	56.0	FC	8 ³ / ₄	8	6	N/A	3	100	12
9109-WP	10" Angel Food Combo (Paper cup and dome)	78.0	FC	9 ⁷ / ₈	9 ¹ / ₄	7 ⁷ / ₁₆	N/A	3 ²³ / ₃₂	100	16
912-WP	12" Round Combo	37.3	FC	13	12 ¹¹ / ₃₂	12	N/A	3 ⁷ / ₆₄	60	11
925-WP	Qtr. Sheet Combo	56.3	FC	12 ¹³ / ₁₆ X 8 ¹³ / ₁₆	12 ¹ / ₄ X 8 ¹ / ₄	11 ⁵ / ₈ X 7 ⁵ / ₈	N/A	1 ¹ / ₄	50	7
950-WP	Half Sheet Combo	121.5	FC	17 ⁵ / ₈ X 12 ¹³ / ₁₆	17 ¹ / ₁₆ X 12 ¹ / ₄	16 ⁷ / ₁₆ X 11 ⁵ / ₈	N/A	1 ¹ / ₄	50	17




Rim Style/Dome Configuration: FC / Snap on Dome • HE or IVC / Crimp on Dome

Combination Packs Foil Pans with Laminated Foil Board Lid

Stock

Non-Stock

Inquiry Only


ITEM NO.	DESCRIPTION	FLUID OZ.	RIM STYLE	TOP OUT	TOP IN	BOTTOM	DEPTH		CARTON	
							SLANT	VERT	PACK	LBS
471-CP 471H-CP	7" Round Combo	26	HE	7 ¹ / ₈	6 ⁹ / ₁₆	5 ⁵ / ₈	1 ³⁹ / ₆₄	1 ¹⁷ / ₃₂	200	10
487-CP	8" Round Combo	37	HE	8 ⁵ / ₁₆	7 ¹³ / ₁₆	7 ¹ / ₃₂	1 ¹⁹ / ₃₂	1 ⁹ / ₁₆	200	8
495-CP	9" Round Combo	48	HE	8 ¹⁵ / ₁₆	8 ³ / ₈	7 ²⁵ / ₃₂	1 ¹¹ / ₁₆	1 ²¹ / ₃₂	200	16



505-35 & 37505 Dome



5721-45 & 375721 Dome



508-35 & 37508 Dome



925-45 & 37925 Dome



912-35 & 37912 Dome



583-45 & 37583 Dome



9109-WP



919-WP



495-WP

8/ K : jby Pack



Pie Packaging Hinged Pieware

Stock

Non-Stock

Inquiry Only

ITEM NO.		DESCRIPTION	OUTSIDE DIMENSIONS			INSIDE DIMENSIONS			CARTON	
OPS	PET		LENGTH	WIDTH	HEIGHT	BOTTOM	TOP	DEPTH	PACK	LBS
36106	—	6" Pie / Low Dome	7 ¹ / ₂	7	2 ¹ / ₈	4 ⁵ / ₁₆	6 ¹ / ₂	1 ³ / ₄	300	19
36116	—	6" Pie / High Dome	7 ¹ / ₂	7	3 ³ / ₄	4 ⁵ / ₁₆	6 ¹ / ₂	3 ³ / ₈	300	24
36108	—	8" Pie / Low Dome	8 ⁷ / ₈	9 ¹ / ₄	2 ⁹ / ₁₆	5 ⁹ / ₁₆	8 ³ / ₈	2 ³ / ₈	200	18
36118	—	8" Pie / High Dome	8 ⁷ / ₈	9 ¹ / ₄	3 ⁹ / ₁₆	5 ⁹ / ₁₆	8 ³ / ₈	3 ¹ / ₄	200	23
—	46108	8" Pie / Low Dome	8 ⁷ / ₈	9 ¹ / ₄	2 ⁹ / ₁₆	5 ⁹ / ₁₆	8 ³ / ₈	2 ³ / ₈	200	23
—	46800	8" Pie / Low Dome	8 ⁷ / ₈	9 ¹ / ₁₆	2 ¹ / ₂	5 ⁹ / ₁₆	8 ³ / ₈	2 ¹ / ₄	200	21
—	46802	8" Pie / Med. Dome	8 ⁷ / ₈	9	3 ¹ / ₁₆	5 ⁹ / ₁₆	8 ³ / ₈	2 ⁷ / ₈	200	26
—	56108	8" Pie Black / Clear Low Dome	8 ⁷ / ₈	9 ¹ / ₄	2 ⁹ / ₁₆	5 ⁹ / ₁₆	8 ³ / ₈	2 ³ / ₈	200	23
—	56118	8" Pie Black / Clear High Dome	8 ⁷ / ₈	9 ¹ / ₄	3 ⁹ / ₁₆	5 ⁹ / ₁₆	8 ³ / ₈	3 ¹ / ₄	200	28
36900	—	9" Pieware Shallow	9 ³ / ₄	9 ¹¹ / ₁₆	2 ³ / ₄	9 ³ / ₈	9 ³ / ₈	2 ¹ / ₂	200	22
36902	—	9" Pieware Deep	9 ³ / ₄	9 ¹¹ / ₁₆	3 ⁹ / ₁₆	9 ³ / ₈	9 ³ / ₈	3 ⁵ / ₁₆	200	26
36903	—	9" Pieware Extra Deep	9 ³ / ₄	9 ¹¹ / ₁₆	4 ³ / ₁₆	9 ³ / ₈	9 ³ / ₈	3 ¹⁵ / ₁₆	200	27
36109	—	9" Pie / Low Dome	9 ¹³ / ₁₆	10 ⁵ / ₁₆	2 ¹³ / ₁₆	6 ¹¹ / ₁₆	9 ¹ / ₄	2 ¹ / ₂	200	22
36119	—	9" Pie / High Dome	9 ¹³ / ₁₆	10 ⁵ / ₁₆	3 ³ / ₄	6 ¹¹ / ₁₆	9 ¹ / ₄	3 ⁷ / ₁₆	200	32
—	46109	9" Pie / Low Dome	9 ¹³ / ₁₆	10 ⁵ / ₁₆	2 ¹³ / ₁₆	6 ¹¹ / ₁₆	9 ¹ / ₄	2 ¹ / ₂	200	27
—	46900	9" Pie / Low Dome	9 ¹³ / ₁₆	10 ⁵ / ₁₆	2 ¹³ / ₁₆	6 ¹¹ / ₁₆	9 ¹ / ₄	2 ³ / ₄	200	27
—	56109	9" Pie Black / Clear Low Dome	9 ¹³ / ₁₆	10 ⁵ / ₁₆	2 ¹³ / ₁₆	6 ¹¹ / ₁₆	9 ¹ / ₄	2 ¹ / ₂	200	27
—	56119	9" Pie Black / Clear High Dome	9 ¹³ / ₁₆	10 ⁵ / ₁₆	3 ³ / ₄	6 ¹¹ / ₁₆	9 ¹ / ₄	3 ⁷ / ₁₆	200	40
36110	—	10" Pie / Low Dome	10 ⁹ / ₁₆	11	2 ¹¹ / ₁₆	7 ³ / ₁₆	9 ³ / ₄	2 ⁷ / ₁₆	200	28
36120	—	10" Pie / High Dome	10 ⁹ / ₁₆	11	3 ⁵ / ₈	7 ³ / ₁₆	9 ³ / ₄	3 ⁷ / ₁₆	200	34
36210	—	10" Half Pie	10 ¹¹ / ₁₆	6 ⁵ / ₈	2 ⁵ / ₁₆	10 ¹ / ₁₆	5	2 ³ / ₁₆	200	13
—	56110	10" Pie Black / Clear Low Dome	10 ⁹ / ₁₆	11	2 ¹¹ / ₁₆	7 ³ / ₁₆	9 ³ / ₄	2 ⁷ / ₁₆	200	32
—	56120	10" Pie Black / Clear High Dome	10 ⁹ / ₁₆	11	3 ⁵ / ₈	7 ³ / ₁₆	9 ³ / ₄	3 ⁷ / ₁₆	200	42



36108



36109



36110



36118



56109



36900



Pie Packaging 2-Piece Pieware

Stock Non-Stock Inquiry Only

ITEM NO.		DESCRIPTION	OUTSIDE DIMENSIONS		CARTON	
OPS	PET		DIAMETER	HEIGHT*	PACK	LBS
—	49600K	6" Pie Black Base / Low Dome	7 ¹ / ₁₆	2 ¹ / ₄	200	14
—	49602K	6" Pie Black Base / High Dome	7 ¹ / ₁₆	3 ⁹ / ₁₆	200	20
39800	—	8" Pie Clear Base / Low Dome	9 ¹ / ₁₆	3	100	10
39800K	—	8" Pie Black Base / Low Dome	9 ¹ / ₁₆	3	100	10
39802	—	8" Pie Clear Base / High Dome	9 ¹ / ₁₆	3 ⁵ / ₈	100	10
39802K	—	8" Pie Black Base / High Dome	9 ¹ / ₁₆	3 ⁵ / ₈	100	10
—	49800K	8" Pie Black Base / Low Dome	9 ¹ / ₁₆	3	100	12
—	49802K	8" Pie Black Base / High Dome	9 ¹ / ₁₆	3 ⁵ / ₈	100	14
39900	—	9" Pie Clear Base / Low Dome	10 ¹ / ₈	3	100	11
39900K	—	9" Pie Black Base / Low Dome	10 ¹ / ₈	3	100	12
39902	—	9" Pie Clear Base / High Dome	10 ¹ / ₈	3 ⁵ / ₈	100	12
39902K	—	9" Pie Black Base / High Dome	10 ¹ / ₈	3 ⁵ / ₈	100	12
39903K	—	9" Pie Black Base / X-Deep Dome	10 ¹ / ₈	4 ³ / ₈	100	15
—	49900K	9" Pie Black Base / Low Dome	10 ¹ / ₈	3	100	16
—	49902K	9" Pie Black Base / High Dome	10 ¹ / ₈	3 ⁵ / ₈	100	16
—	49903	9" Pie Clear Base / X-Deep Dome	10 ³ / ₁₆	4 ³ / ₈	100	18
—	49903K	9" Pie Black Base / X-Deep Dome	10 ³ / ₁₆	4 ³ / ₈	100	18
39100	—	10" Pie Clear Base / Low Dome	11	2 ¹⁵ / ₁₆	100	14
39100K	—	10" Pie Black Base / Low Dome	11	2 ¹⁵ / ₁₆	100	14
39102	—	10" Pie Clear Base / High Dome	11	3 ⁹ / ₁₆	100	14
39102K	—	10" Pie Black Base / High Dome	11	3 ⁹ / ₁₆	100	14

* Assembled



39800



39800K



39802



39900



39900K



39100



8/ K : jby Pack



Danish Packaging

Stock

Non-Stock

Inquiry Only

ITEM NO.		DESCRIPTION	OUTSIDE DIMENSIONS			INSIDE DIMENSIONS			CARTON	
OPS	PET		LENGTH	WIDTH	HEIGHT	BOTTOM	TOP	DEPTH	PACK	LBS
36030	—	Utility Mini Danish Hinge	9 ³ / ₈	6 ¹⁵ / ₁₆	2 ³ / ₁₆	8 ¹¹ / ₁₆	5 ⁵ / ₈	2 ¹ / ₁₆	300	24
36039	—	Utility Mini Danish Hinge	9 ³ / ₈	6 ¹⁵ / ₁₆	2 ³ / ₄	8 ¹¹ / ₁₆	5 ⁵ / ₈	2 ³ / ₈	300	24
36040	—	Medium Utility/Danish	9 ³ / ₈	6 ¹⁵ / ₁₆	3 ¹ / ₈	8 ³ / ₄	5 ³ / ₄	2 ¹⁵ / ₁₆	300	24
36065	—	Danish (For 808 Pan)	12 ¹ / ₈	5 ³ / ₁₆	2 ¹¹ / ₁₆	1 ¹³ / ₈	3 ¹³ / ₁₆	2 ⁹ / ₁₆	250	20
36075	—	Medium Danish (For 839/829 Pan)	12 ⁷ / ₁₆	6 ³ / ₈	2 ³ / ₁₆	1 ¹³ / ₈	5 ¹ / ₄	2	300	28
36090	—	Large Danish (For 830 Pan)	13 ¹ / ₁₆	6 ¹ / ₂	2 ¹ / ₂	1 ¹⁷ / ₈	5	2 ⁵ / ₁₆	200	24
36095	—	Lg. Tall Dome Danish (For 830 Pan)	13 ¹ / ₁₆	6 ¹ / ₂	2 ¹ / ₂	1 ¹⁷ / ₈	5	2 ⁵ / ₁₆	200	20
—	46064	Danish Shallow	12 ³ / ₈	5 ¹ / ₂	2	1 ¹¹ / ₁₆	4 ¹ / ₄	2	250	22
—	46075	Medium Danish (For 839/829 Pan)	12 ⁷ / ₁₆	6 ³ / ₈	2 ³ / ₁₆	1 ¹³ / ₈	5 ¹ / ₄	2	150	17

Compartmented/Specialty Packaging

Stock

Non-Stock

Inquiry Only

ITEM NO.		DESCRIPTION	OUTSIDE DIMENSIONS			INSIDE DIMENSIONS			CARTON	
OPS	PET		LENGTH	WIDTH	HEIGHT	BOTTOM	TOP	DEPTH	PACK	LBS
36002	—	Candy Apple Tray	5 ⁷ / ₈	3 ⁵ / ₈	3 ³ / ₁₆	2 ³ / ₄	3	3 ³ / ₁₆	1000	13
36003	—	Straight Stick Candy Apple	5 ⁷ / ₈	3 ⁵ / ₈	3 ³ / ₁₆	2 ³ / ₄	3	3 ³ / ₁₆	1000	13
38564	—	6 Compartment 564 Carrier Tray	19 ¹³ / ₁₆	14 ⁵ / ₁₆	2 ³ / ₈	7 ¹ / ₂	3 ¹³ / ₁₆	2 ¹ / ₄	250	36
38652	—	Small Nacho Tray	6 ⁷ / ₁₆	5	1 ¹¹ / ₁₆	2 Comp. - 2 4 & 9 Fl. Oz			500	9
38806	—	Danish Bear Claw Tray	10 ⁵ / ₈	7 ⁹ / ₁₆	1 ¹ / ₂	10 ¹ / ₈	7	1 ³ / ₁₆	3600	195
39200	—	Sundae Dish Top	4 ³ / ₁₆	9 ¹ / ₈	1 ³ / ₄	3 ¹ / ₂	8 ³ / ₁₆	1 ³ / ₈	600	14
39210	—	Sundae Dish Bottom	3 ⁷ / ₈	8 ¹³ / ₁₆	1 ⁵ / ₈	3 ⁵ / ₁₆	7 ⁷ / ₈	1 ⁵ / ₈	600	17
365120CS	—	Utility Cookie Shelf	8 ¹⁵ / ₁₆	7 ³ / ₄	3	7 ⁵ / ₈	6 ⁵ / ₈	2 ¹¹ / ₁₆	250	19
—	46211	8" Half Pie /Calzone Hinge	9	5 ¹ / ₂	1 ¹³ / ₁₆	8 ³ / ₁₆	4 ⁹ / ₁₆	1 ¹¹ / ₁₆	500	33
—	46237	Salad Bowl Hinge	7 ³ / ₈	7	3 ³ / ₄	6 ³ / ₁₆	5 ¹³ / ₁₆	3 ³ / ₁₆	300	29
—	46541	Deli Tray Hinge (For 805 Pan)	7 ⁷ / ₈	5	1 ¹⁵ / ₁₆	7 ¹ / ₂	4 ¹ / ₁₆	1 ¹⁵ / ₁₆	500	24
—	46562	Small Utility Hinge (For 370 Pan)	6 ³ / ₄	5 ¹ / ₈	2 ¹ / ₁₆	6 ³ / ₈	4 ⁵ / ₁₆	2 ¹ / ₁₆	500	26
—	46662	Small Round Hinge (For 906 Pan)	6 ¹ / ₁₆	6 ⁷ / ₁₆	1 ⁷ / ₈	5 ⁵ / ₁₆ Dia	—	1 ³ / ₄	300	17
—	46872	12 Count Cookie Shelf Hinge	8	7 ⁵ / ₈	2 ⁵ / ₁₆	6 ¹⁵ / ₁₆	6 ¹⁵ / ₁₆	2 ¹ / ₄	300	28
—	48031	Three Leg Spacer 1"	4 ¹ / ₁₆	4 ¹ / ₁₆	1	—	—	—	2000	—
—	48743K	Small Condiment Tray	4 ³ / ₈	6 ¹⁵ / ₁₆	3 ¹ / ₁₆	3 ³ / ₁₆	5 ³ / ₄	3	500	25
—	48763K	Large Condiment Tray	7 ¹ / ₁₆	6 ⁷ / ₁₆	3 ¹ / ₁₆	5 ¹⁵ / ₁₆	5 ³ / ₈	3	500	37

Donut Packaging

Stock

Non-Stock

Inquiry Only

ITEM NO.		DESCRIPTION	OUTSIDE DIMENSIONS			INSIDE DIMENSIONS			CARTON		
OPS	PET		LENGTH	WIDTH	HEIGHT	BOTTOM	TOP	DEPTH	PACK	LBS	
36033	—	15 Count Small Donut Hinge	6 ⁹ / ₁₆	8 ¹ / ₂	2 ³ / ₄	3 Cells @	7 ⁷ / ₈	5 ³ / ₈	2 ⁹ / ₁₆	200	13
36112	—	12 Count Donut Hinge	9 ³ / ₈	7 ¹¹ / ₁₆	3 ⁹ / ₁₆	12 Cells @	3 ³ / ₈	1 ¹ / ₄	3 ³ / ₈	200	18
36206	—	6 Count Donut Hinge	5	7 ⁹ / ₁₆	3 ⁵ / ₈	6 Cells @	3 ³ / ₈	1 ¹ / ₄	3 ³ / ₈	300	12
—	46206	6 Count Donut Hinge	5	7 ⁹ / ₁₆	3 ⁵ / ₈	6 Cells @	3 ³ / ₈	1 ¹ / ₄	3 ³ / ₈	300	12



Cupcake/Muffin Packaging

Stock
 Non-Stock
 Inquiry Only

ITEM NO.	OPS	PET	DESCRIPTION	OUTSIDE DIMENSIONS			INSIDE DIMENSIONS			CARTON		
				LENGTH	WIDTH	HEIGHT	BOTTOM	TOP	DEPTH	PACK	LBS	
36012	—	—	12 Count Cupcake / Low Dome	12 ³ / ₄	10 ¹ / ₈	2 ³ / ₄	12 Cups @	2 ¹ / ₈	2 ¹ / ₂	2 ¹¹ / ₁₆	100	16
36017	—	—	12 Count Mini Muffin	8 ¹³ / ₁₆	7 ¹ / ₄	1 ³ / ₄	3 Rows @	7 ¹⁵ / ₁₆	1 ⁷ / ₈	1 ¹¹ / ₁₆	250	20
36044	—	—	4 Count Small Muffin	6 ³ / ₄	6 ³ / ₄	3 ³ / ₈	4 Cups @	2 ¹ / ₈	2 ¹ / ₂	3 ¹ / ₄	300	20
36046	—	—	6 Count Cupcake/Muffin	9 ⁷ / ₁₆	6 ⁷ / ₈	3	6 Cups @	2 ¹ / ₈	2 ¹ / ₂	2 ⁷ / ₈	300	24
36054	—	—	4 Count Large Muffin	8 ¹ / ₈	7 ⁹ / ₁₆	3 ¹ / ₈	4 Cups @	2 ⁹ / ₁₆	3 ¹ / ₈	3	300	22
36056	—	—	6 Count Cupcake High Dome	9 ⁷ / ₁₆	6 ⁷ / ₈	3 ¹³ / ₁₆	6 Cups @	2 ¹ / ₈	2 ¹ / ₂	3 ¹¹ / ₁₆	300	28
36074	—	—	4 Count Large Muffin	8 ³ / ₄	8 ⁵ / ₁₆	3 ⁵ / ₁₆	4 Cups @	2 ⁷ / ₁₆	3 ¹ / ₈	3 ¹ / ₄	300	27
36154	—	—	4 Cell Large Muffin Button Lock	7 ¹ / ₂	7 ¹ / ₄	3	4 Cups @	3 Dia.	—	2 ¹³ / ₁₆	500	28
36212	—	—	12 Count Cupcake / High Dome	10 ¹ / ₈	12 ³ / ₄	3 ¹ / ₂	12 Cups @	2 ¹ / ₈	2 ¹ / ₂	3 ⁷ / ₁₆	100	17
—	—	46012	12 Count Cupcake / Low Dome	12 ³ / ₄	10 ¹ / ₈	2 ³ / ₄	12 Cups @	2 ¹ / ₈	2 ¹ / ₂	2 ¹¹ / ₁₆	100	20
—	—	46046	6 Count Cupcake/Muffin	9 ⁷ / ₁₆	6 ⁷ / ₈	3	6 Cups @	2 ¹ / ₈	2 ¹ / ₂	2 ⁷ / ₈	300	28
—	—	46074	4 Count Large Muffin	8 ³ / ₄	8 ⁵ / ₁₆	3 ⁵ / ₁₆	4 Cups @	2 ⁷ / ₁₆	3 ¹ / ₈	3 ¹ / ₄	300	34
—	—	48654	4 Cell Muffin Tray	6 ⁵ / ₈	6 ⁵ / ₈	1 ⁵ / ₁₆	4 Cells @	2 ¹¹ / ₁₆ Dia.	—	1 ¹ / ₄	1000	23



36002



36033



46662



38652



36040




36044



36054



46237



36065



Hinged Utility Containers Square

 Stock

 Non-Stock

 Inquiry Only

ITEM NO.	OPS	PET	DESCRIPTION	OUTSIDE DIMENSIONS			INSIDE DIMENSIONS			CARTON	
				LENGTH	WIDTH	HEIGHT	BOTTOM	TOP	DEPTH	PACK	LBS
36020	—	—	5 X 5 Hinge	5 ¹ / ₄	5 ⁵ / ₈	2 ³ / ₄	4 ⁵ / ₈	4 ⁵ / ₈	2 ¹ / ₂	500	15
36022	—	—	5 X 5 Hinge Deep	5 ¹¹ / ₁₆	5 ¹ / ₄	2 ¹¹ / ₁₆	4 ⁵ / ₈	4 ⁵ / ₈	2 ⁷ / ₁₆	500	16
36025	—	—	6 X 6 Hinge	6 ⁹ / ₁₆	6 ¹ / ₈	3 ⁵ / ₁₆	5 ⁷ / ₁₆	5 ⁷ / ₁₆	3	500	20
36055	—	—	8" Square (For 505 Pan)	9	8 ¹ / ₂	3	7 ¹ / ₂	7 ¹ / ₂	2 ⁷ / ₈	300	28
36070	—	—	8" Deep Utility	8 ⁵ / ₁₆	8 ³ / ₄	3 ¹ / ₂	7 ⁵ / ₈	7 ⁵ / ₈	3 ⁵ / ₁₆	200	18
—	—	46052	8" Square Shallow Lid (For 505 Pan)	9 ¹ / ₈	8 ¹¹ / ₁₆	2 ¹ / ₈	8	8	1 ⁷ / ₈	300	34
—	—	46055	8" Square (For 505 Pan)	9	8 ¹ / ₂	3	7 ¹ / ₂	7 ¹ / ₂	2 ⁷ / ₈	300	34
—	—	46070	8" Deep Utility	8 ⁵ / ₁₆	8 ³ / ₄	3 ¹ / ₂	7 ⁵ / ₈	7 ⁵ / ₈	3 ⁵ / ₁₆	200	21
—	—	56052	8" Square Black/Clear Shallow Lid (For 505 Pan)	9 ¹ / ₈	8 ¹¹ / ₁₆	2 ¹ / ₈	8	8	1 ⁷ / ₈	300	36
—	—	56055	8" Square Black/Clear (505 Pan)	9	8 ¹ / ₂	3	7 ¹ / ₂	7 ¹ / ₂	2 ⁷ / ₈	300	36

Hinged Utility Containers Round

 Stock

 Non-Stock

 Inquiry Only

ITEM NO.	OPS	PET	DESCRIPTION	OUTSIDE DIMENSIONS			INSIDE DIMENSIONS			CARTON	
				LENGTH	WIDTH	HEIGHT	BOTTOM	TOP	DEPTH	PACK	LBS
36309	—	—	9" Round Utility/Danish	9 ⁷ / ₈	10 ⁵ / ₁₆	2 ³ / ₈	9 ¹ / ₈	9 ⁵ / ₁₆	2 ¹ / ₄	200	22
—	—	46309	9" Round Utility/Danish	9 ⁷ / ₈	10 ⁵ / ₁₆	2 ³ / ₈	9 ¹ / ₈	9 ⁵ / ₁₆	2 ¹ / ₄	100	14
—	—	46662	Small Round Hinge (For 906 Pan)	6 ³ / ₈	6	1 ³ / ₄	5 ⁵ / ₁₆ Dia.		1 ³ / ₄	300	17



36020

36211

36309

37471

36070



Hinged Utility Containers Oblong

Stock

Non-Stock

Inquiry Only

ITEM NO.	OPS	PET	DESCRIPTION	OUTSIDE DIMENSIONS			INSIDE DIMENSIONS			CARTON	
				LENGTH	WIDTH	HEIGHT	BOTTOM	TOP	DEPTH	PACK	LBS
36026	—	—	Utility Shallow	6 ¹⁵ / ₁₆	5 ¹⁵ / ₁₆	2 ¹ / ₄	6 ³ / ₈	5	2 ¹ / ₁₆	300	13
36027	—	—	Utility Deep	6 ¹⁵ / ₁₆	5 ¹⁵ / ₁₆	3 ¹ / ₂	6 ³ / ₈	5	3 ³ / ₁₆	300	16
36029	—	—	Utility Deep - Shallow Lid	6 ⁷ / ₈	6 ¹ / ₈	2 ¹¹ / ₁₆	6 ³ / ₁₆	4 ¹³ / ₁₆	2 ³ / ₈	300	15
36030	—	—	Mini Danish	9 ³ / ₈	6 ¹⁵ / ₁₆	2 ³ / ₁₆	8 ¹¹ / ₁₆	5 ⁵ / ₈	2 ¹ / ₁₆	300	24
36032	—	—	Medium Oblong	9 ³ / ₈	6 ³ / ₄	2 ⁵ / ₈	8 ³ / ₄	5 ³ / ₄	2 ⁷ / ₁₆	300	20
36035	—	—	Medium Loaf	8 ⁷ / ₈	5 ³ / ₈	3 ¹ / ₂	8 ³ / ₈	4 ¹ / ₄	3 ⁵ / ₁₆	500	30
36039	—	—	Mini Danish	9 ⁷ / ₁₆	6 ¹⁵ / ₁₆	2 ³ / ₄	8 ¹¹ / ₁₆	5 ³ / ₄	2 ¹ / ₂	300	24
36040	—	—	Medium Danish	9 ³ / ₈	6 ¹⁵ / ₁₆	3 ¹ / ₈	8 ³ / ₄	5 ³ / ₄	2 ¹⁵ / ₁₆	300	24
36083	—	—	Large Loaf	9 ¹ / ₂	5 ⁷ / ₁₆	3 ⁹ / ₁₆	8 ⁷ / ₈	4 ⁷ / ₁₆	3 ³ / ₈	200	14
36160	—	—	Large Oblong	10 ³ / ₈	8 ¹ / ₂	3 ¹¹ / ₁₆	10 ¹ / ₁₆	7 ⁵ / ₁₆	3 ¹ / ₂	300	37
36174	—	—	Small Loaf	7 ¹ / ₄	4 ⁷ / ₁₆	3 ¹ / ₈	6 ⁵ / ₈	3 ⁷ / ₁₆	3	300	12
36656	—	—	Hinge Utility	6 ¹⁵ / ₁₆	6	3 ¹ / ₄	6 ¹ / ₄	4 ⁷ / ₈	2 ⁷ / ₈	500	25
36754	—	—	Hinge Utility	7 ³ / ₄	5 ⁵ / ₈	3 ³ / ₈	7 ¹ / ₈	4 ⁷ / ₁₆	3 ¹ / ₄	300	17
36791	—	—	Oblong Cobbler Button Lock	10 ¹ / ₈	7 ³ / ₈	2 ¹ / ₁₆	9 ⁵ / ₁₆	6 ¹ / ₄	1 ⁵ / ₈	200	17
365120	—	—	Hinge Utility	8 ⁵ / ₁₆	7 ³ / ₄	3	7 ³ / ₄	6 ³ / ₄	2 ¹¹ / ₁₆	250	19
—	46027	—	Utility Deep	6 ¹⁵ / ₁₆	5 ¹⁵ / ₁₆	3 ¹ / ₂	6 ³ / ₈	5	3 ³ / ₁₆	300	23
—	46135	—	Medium Loaf	9	5 ³ / ₈	3 ¹ / ₄	8 ¹ / ₄	4 ⁵ / ₁₆	3 ¹ / ₁₆	500	35
—	46160	—	Large Oblong	10 ³ / ₈	8 ¹ / ₂	3 ¹¹ / ₁₆	10 ¹ / ₁₆	7 ⁵ / ₁₆	3 ¹ / ₂	300	45
—	46164	—	Large Oblong	10 ³ / ₁₆	7 ⁵ / ₁₆	4	9 ¹¹ / ₁₆	6 ¹ / ₄	3 ¹³ / ₁₆	200	30
—	46174	—	Small Loaf	7 ¹ / ₄	4 ⁷ / ₁₆	3 ¹ / ₈	6 ⁵ / ₈	3 ⁷ / ₁₆	3	300	12
—	46541	—	Deli Tray (For 805 Pan)	7 ⁷ / ₈	5	1 ¹⁵ / ₁₆	7 ¹ / ₂	4 ¹ / ₁₆	1 ¹⁵ / ₁₆	500	24
—	46542	—	Hinged Loaf Pet	9	5 ¹ / ₂	2 ⁹ / ₁₆	7 ⁹ / ₁₆	3 ¹¹ / ₁₆	2 ⁷ / ₁₆	500	24
—	46562	—	Small Oblong (For 370 Pan)	6 ³ / ₄	5 ¹ / ₈	2 ¹ / ₁₆	6 ³ / ₈	4 ⁵ / ₁₆	2 ¹ / ₁₆	500	26
—	46566	—	Oblong (For 566 Pan)	8 ³ / ₈	7	2 ¹ / ₂	7 ¹³ / ₁₆	5 ⁵ / ₈	2 ⁷ / ₁₆	500	39
—	46566S	—	Oblong Shallow Lid (For 566 Pan)	8 ³ / ₈	7	2	7 ¹³ / ₁₆	5 ⁵ / ₈	1 ⁵ / ₈	500	39
—	46566D	—	Oblong Deep Lid (For 566 Pan)	8 ³ / ₈	7	3 ³ / ₈	7 ¹³ / ₁₆	5 ⁵ / ₈	3 ³ / ₁₆	500	39
—	56542	—	Hinged Loaf Black/Clear	9	5 ¹ / ₂	2 ⁹ / ₁₆	7 ⁹ / ₁₆	3 ¹¹ / ₁₆	2 ⁷ / ₁₆	500	35



36090



36083



37505

Domes

Stock

Non-Stock

Inquiry Only

ITEM NO.		DESCRIPTION	OUTSIDE DIMENSIONS			CARTON	
OPS	PET		LENGTH	WIDTH	HEIGHT	PACK	LBS
37428	—	8" Snap On Dome (For 428/481 Pan)	8 ³ / ₄ Dia		1 ⁹ / ₁₆	500	19
37471	—	7" Round Dome (For 471 Pan)	7 ¹ / ₁₆ Dia		3/4	500	8
37487	—	8" Round Dome (For 487 Pan)	8 ¹ / ₄ Dia		3/4	500	10
37495	—	9" Round Dome (For 495 Pan)	8 ⁷ / ₈ Dia		3/4	500	12
37497	—	9" 1 ¹ / ₄ " Deep Dome (For 495 Pan)	8 ⁷ / ₈ Dia		1 ¹ / ₄	500	12
37504	—	8" Sq Shallow Dome (For 505 Pan)	8 ³ / ₁₆	8 ³ / ₁₆	1 ¹ / ₁₆	250	10
37505	—	8" Square Dome (For 505 Pan)	8 ¹ / ₄	8 ¹ / ₄	1 ¹ / ₂	250	10
37507	—	8" Sq Shallow Dome (For 508 Pan)	7 ¹⁵ / ₁₆	7 ¹⁵ / ₁₆	1	250	10
37508	—	7 ¹ / ₂ " Sq Deep Dome (For 508 Pan)	7 ¹⁵ / ₁₆	7 ¹⁵ / ₁₆	1 ¹ / ₂	250	11
37537	—	1 Lb Oblong Dome (For 537 Pan)	5 ¹ / ₂	4 ¹ / ₂	3/4	500	5
37564	—	1 ¹ / ₂ Lb Loaf Dome (For 564 Pan)	8 ³ / ₈	4 ⁵ / ₈	1 ⁵ / ₁₆	500	10
375721	—	4 Lb Oblong Dome (For 5721 Pan)	12	8	7/8	250	10
37581	—	2 ¹ / ₄ Lb Oblong Dome (For 581/555 Pan)	8 ⁵ / ₁₆	6	3/4	500	10
37583	—	Dome for 577/583	8 ³ / ₈	4 ³ / ₈	1 ¹ / ₂	500	8
379109	—	10" Angel Food Dome (For 9109 Pan)	10 ³ / ₁₆ Dia	—	1 ¹ / ₈	250	13
37912	—	12" Cookie Dome (For 912 Pan)	13 ¹¹ / ₃₂ Dia	—	1 ¹ / ₂	125	13
37913	—	12" Shallow Cookie Dome (For 912 Pan)	13 ³ / ₈ Dia	—	1 ⁵ / ₁₆	125	11
37919	—	8" Angel Food Dome (For 919 Pan)	9 Dia	—	1 ¹ / ₄	250	10
37924	—	Otr. Sheet Shallow Dome (For 925 Pan)	13 ¹ / ₈	9 ³ / ₈	1 ¹ / ₄	100	8
37925	—	Otr. Sheet Deep Dome (For 925 Pan)	13 ¹ / ₈	9 ³ / ₈	2 ¹ / ₄	100	8
37946	—	Oval Dome (For 946 Pan)	8 ¹³ / ₁₆	6 ¹ / ₈	1 ¹ / ₈	500	18
37950	—	Half Sheet Cake Dome (For 950 Pan)	18	13 ³ / ₁₆	2 ¹ / ₄	100	16
37984	—	4ct Muffin Dome (For 984 Pan)	8 ³ / ₈	8 ³ / ₈	1 ⁷ / ₈	500	19
37986	—	6ct Muffin Dome (For 986 Pan)	10	6 ³ / ₄	1 ³ / ₈	500	17
374412	—	12" CaterKing™ Dome	11 ⁹ / ₁₆ Dia	—	3	25	4
374416	—	16" CaterKing™ Dome	15 ³ / ₈ Dia	—	3	25	6
374418	—	18" CaterKing™ Dome	17 ³ / ₈ Dia	—	3	25	8
—	47495	9" Round Dome (For 495 Pan)	8 ⁷ / ₈ Dia	—	3/4	500	21
—	47504	8" Square Shallow Dome (For 505 Pan)	8 ³ / ₁₆	8 ³ / ₁₆	1 ¹ / ₁₆	250	13
—	47505	8" Square Dome (For 505 Pan)	8 ¹ / ₄	8 ¹ / ₄	1 ¹ / ₂	250	13
—	47507	8" Square Shallow Dome (For 508 Pan)	7 ¹⁵ / ₁₆	7 ¹⁵ / ₁₆	1	250	13
—	47581	Oblong Dome (For 581/555/563 Pan)	8 ⁵ / ₁₆	6	3/4	500	16
—	47860	Cobbler Dome (For 860 Pan)	6 ¹³ / ₁₆	9 ¹ / ₂	1 ¹ / ₁₆	250	13
—	47925	Otr. Sheet Deep Dome (For 925 Pan)	13 ¹ / ₈	9 ³ / ₈	2 ¹ / ₄	100	11



37925



37912



37537

General Policy, Terms and Conditions

“Terms and Conditions of Sale” are printed on the reverse side of the Customer Copy of the Invoice.

- I. Order Acceptance:** All orders must be in writing and signed by an employee or agent of buyer. Orders will be accepted only by the administrative sales office in Lake Zurich, Illinois and do not become binding on C.M. Products until acceptance by the Vice President of Sales or his duly authorized agent.
- II. Price Adjustment:** Prices as quoted are subject to change to price in effect at time of delivery.
- III. Terms:** Net 30 days from date of invoice.
- IV. Transportation:** Foil containers are sold F.O.B. plant of buyer or where agent of buyer takes custody within the continental United States and F.A.S. at port of embarkation on shipments outside of the United States, or to Hawaii, or Alaska. SHIPMENTS LESS THAN 2000 POUNDS SHALL BE AT THE EXPENSE OF BUYER. On buyer-designated route, method or agency of transportation, the cost exceeding lowest carload or truckload rate (regardless of quantity shipped) shall be at the expense of buyer.
- V. Call Outs:** Containers are produced to customer order with specific release dates and must be shipped within 30 days from the date of the initial release. If any remaining quantity exceeds the 30 day period it shall be invoiced as of that date.
- VI. Deferment or cancellation of orders:** Orders may not be cancelled or delivery delayed by buyer except with the written consent of seller and upon terms which will indemnify seller for all costs incurred, plus a reasonable allowance of profit.
- VII. Merchandise returns:** Containers are not sold on consignment and may not be returned for any reason without prior written approval from seller. Under special circumstances, a return may be authorized with credit computed at purchase price less 25% re-stocking charge, repacking charges, if any, and freight both ways. Claims for defects in quality are waived if not advised within 30 days from the seller’s shipment. Credit will be issued only to the original buyer.
- VIII. Tolerances – Gauge:** Foil containers are manufactured and sold at industry commercial tolerances of plus or minus 10% of published gauge. **Shipping:** Shipment of plus or minus 10% applies to special coated and non-stock items with 5% tolerance applicable to stock items.
- IX. Equipment:** A) Any equipment (including tools, dies, jigs, and fixtures) which Seller specifically agrees to construct or acquire for use exclusively in the production of goods for Buyer, shall be and remain property of Seller, in its possession and control, and any charges shall be for the use of such equipment only.
B) While in possession of Seller, any materials or equipment owned or furnished by Buyer will be carefully handled and stored by Seller, but Seller shall have no responsibility or liability for loss or damage thereto.
C) If after one (1) year, Buyer places no orders for products to be made with any equipment or materials referred to in the foregoing paragraph (A), Seller, after giving 30 days written notice to Buyer at its last known address, may make such disposition thereof as Seller desires without liability to Buyer.
- X. Specialty Features:** Available by inquiry are special embossing, imprinting, piercing, perforating, printing, protective and color coating and innumerable custom variations. Prices are available on request. **NONSTANDARD** items not included in this catalog are available subject to special inquiry.

How to Measure

